



ford.com

VEHICLE DESCRIPTION

F-150 LIGHTNING

SW G15422

2025 F-150 4X4 SUPERCREW

145" WHEELBASE

123KWH EXT BAT-SINGLE CHGR

SINGLE-SPEED TRANSMISSION

EXTERIOR

SPACE WHITE METALLIC

INTERIOR

SLATE ACTIVE X TRIMMED

STANDARD EQUIPMENT INCLUDED AT NO EXTRA CHARGE			
EXTERIOR <ul style="list-style-type: none">• BOX LIGHTING-LED• DOOR HANDLES - BODY COLOR• HEADLAMPS - AUTO HIGH BEAM• HEADLAMPS - AUTOLAMP (ON/OFF)• LED PROJECTOR W/ DYNAMIC BENDING HEADLAMPS• LOCKING REMOVABLE TAILGATE WITH TAILGATE ASSIST• MEGA POWER FRUNK• MIRRORS - HTD, PWR GLASS/MANUAL-FOLD/TURN SIGNALS• PICKUP BOX TIE DOWN HOOKS• POWER UP/DOWN FRONT HOOD	INTERIOR <ul style="list-style-type: none">• 10-WAY PWR DRV & MULTI-ADJ PWR FRT PASS• 12" DIGITAL INSTRMNT CLSTR• 1TOUCH UP/DOWN DR/PASS WIN• 60/40 FOLD-UP REAR BENCH• A/C W/DUAL CLIMATE CONTROL• ACTIVEX WRAPPED STR WHEEL• AUTO-DIM REARVIEW MIRROR• HEATED STEERING WHEEL• ILLUMINATED ENTRY• MESSAGE CTR: OUTSIDE TEMP, COMPASS, TRIP COMPUTER• PEDALS - POWER ADJUSTABLE• POWERPOINT - 2 120V• REAR-WINDOW DEFROSTER	FUNCTIONAL <ul style="list-style-type: none">• 360-DEGREE CAMERA• ADAPTIVE CRUISE CONTROL• B&O SOUND SYSTEM, 8 SPKR• BLIS W/CROSS-TRAFFIC ALERT• CLASS IV TRAILER HITCH• EVASIVE STEERING ASSIST• FORDPASS™ CONNECT• FORWARD SENSING SYSTEM• INTELL ACCESS W/PUSH START• LANE-KEEPING SYSTEM• PRE-COLLISION ASSIST W/AEB• SYNC@4A W/EVR & 15.5" SCRIN• TOW TECHNOLOGY PKG• WIRELESS APPLE CARPLAY® AND ANDROID AUTO™	SAFETY/SECURITY <ul style="list-style-type: none">• ADVANCETRAC™ WITH RSC®• AIRBAGS - FRONT SEAT MOUNTED SIDE IMPACT• AIRBAGS - SAFETY CANOPY®• LED CTR HIGH MNT STOP LAMP• PERIMETER ALARM• SOS POST-CRASH ALERT SYST™ WARRANTY <ul style="list-style-type: none">• 3YR/36,000 BUMPER / BUMPER• 5YR/60,000 POWERTRAIN• 5YR/60,000 ROADSIDE ASSIST• 5YR/60,000 SAFETY RESTRAINT SYS• 8YR/100,000 ELECTRIC VEHICLE COMPONENTS

INCLUDED ON THIS VEHICLE

EQUIPMENT GROUP 312A

- FLASH

OPTIONAL EQUIPMENT/OTHER

- .20" ALLOY DARK CARBONIZED GRA
- .ZERO EMISSIONS VEHICLE
- .275/60R20 BSW ALL-SEASON
- ELECTRIC DRIVE REGULAR AXLE
- 8550# GVWR PACKAGE
- FRONT LICENSE PLATE BRACKET
- PRO POWER ONBOARD - 9.6 KW
- BLUECRUISE EQUIP: 90DAY TRIAL
- 18" SPARE WHEEL AND TIRE
- TAILGATE STEP AND WORK SURFACE
- MOBILE POWER CORD (120V/240V)

(MSRP)

NO CHARGE

1,200.00

175.00

430.00

600.00

PRICE INFORMATION

BASE PRICE

\$67,995.00

TOTAL OPTIONS/OTHER


2,405.00

TOTAL VEHICLE & OPTIONS/OTHER

70,400.00


DESTINATION & DELIVERY

2,195.00




Model e™

Proudly designed and engineered in Michigan by the Ford Model e Electric Vehicle Team.

	RAMP ONE		TOTAL MSRP \$72,595.00
	CU2G		
	RAMP TWO	CONVOY	 <div>Whether you decide to lease or finance your vehicle, you'll find the choices that are right for you. See your dealer for details or visit www.ford.com/finance.</div>
		ITEM #: 16-3485 O/T 2	
This label is affixed pursuant to the Federal Automobile Information Disclosure Act. Gasoline, License, and Title Fees, State and Local taxes are not included. Dealer installed options or accessories are not included unless listed above.			SD301 N RB 2X 560 006085 04 30 25

EPA DOT

Fuel Economy and Environment



Electric Vehicle

Fuel Economy

72

combined city/hwy

79

city

65

highway

47

kW-hrs per 100 miles

MPGe

Standard Pickup Trucks range from 12 to 87 MPGe. The best vehicle rates 140 MPGe.

You save

\$3,750

in fuel costs over 5 years compared to the average new vehicle.

Driving Range

When fully fueled, vehicle can travel about...

0 50 100 150 200 250 300 miles

Charge Time:13.7 hours (240V)

Annual fuel cost

\$1,150

Fuel Economy & Greenhouse Gas Rating (tailpipe only)

Smog Rating (tailpipe only)

1 9 10




Best

1 10


Best

This vehicle emits 0 grams CO2 per mile. The best emits 0 grams per mile (tailpipe only). Does not include emissions from generating electricity, learn more at fuelconomy.gov.

Actual results will vary for many reasons, including driving conditions and how you drive and maintain your vehicle. The average new vehicle gets 28 MPG and costs \$9,500 to fuel over 5 years. Cost estimates are based on 15,000 miles per year at \$16 per kW-hr. MPGe is miles per gasoline gallon equivalent. Vehicle emissions are a significant cause of climate change and smog.



Smartphone QR Code™



GOVERNMENT 5-STAR SAFETY RATINGS

Overall Vehicle Score

Not Rated

Based on the combined ratings of frontal, side and rollover. Should ONLY be compared to other vehicles of similar size and weight.

Frontal Crash

Driver Passenger

Not Rated Not Rated

Based on the risk of injury in a frontal impact. Should ONLY be compared to other vehicles of similar size and weight.

Side Crash

Front seat Rear seat

Not Rated Not Rated

Based on the risk of injury in a side impact.


Rollover


★★★★

Based on the risk of rollover in a single-vehicle crash.

Star ratings range from 1 to 5 stars (★★★★★), with 5 being the highest. Source: National Highway Traffic Safety Administration (NHTSA). www.safercar.gov or 1-888-327-4236


1FT6W3LU8SWG15422





WARNING: Operating, servicing and maintaining a passenger vehicle, pickup truck, vehicle can expose you to chemicals including phthalates and lead, which are know California to cause cancer and birth defects or other reproductive harm. To minimize exposure, wear gloves or wash your hands frequently when servicing your vehicle. For more information go to www.P65Warnings.ca.gov/passenger-vehicle.

rates may apply. Text HELP for help



www.ford.com/help/privacy-terms/