



ford.com

VEHICLE DESCRIPTION

EXPLORER

2025 EXPLORER PLATNUM 4WD
119" WHEELBASE
3.0L ECOBOOST V6 ENGINE
10-SPEED AUTO TRANSMISSION

EXTERIOR
RAPID RED MET TINTED CC

INTERIOR
CRYSTAL GRAY LEATHER SEATS

SG

A72196


STANDARD EQUIPMENT INCLUDED AT NO EXTRA CHARGE			
EXTERIOR <ul style="list-style-type: none">• CLASS III TRAILER TOW PKG• EASY FUEL® CAPLESS FILLER• FRT/RR SKID PLATE ELEMENTS• GRILLE - UNIQUE SATIN• HEADLAMPS - ADAPTIVE LED• HEADLAMPS - AUTO LED• LED SIGNATURE LIGHTING• MIRRORS-PWR/HTD/AUTO-FOLD SIG/APRCH LAMP/MEM/AUTODIM• MOONROOF• PRIVACY GLASS - REAR DOORS• ROOF-RACK SIDE RAILS-SATIN• TAILLAMPS/FOG LAMPS - LED• TRAILER SWAY CONTROL• WIPERS - RAIN-SENSING	INTERIOR <ul style="list-style-type: none">• "EXPLORER" FRNT FLOOR MATS• 110V/150W AC POWER OUTLET• 12.3" LCD DIGITAL CLUSTER• 2ND ROW HEATED SEATS• AMBIENT LIGHTING• AUTO-DIM REARVIEW MIRROR• HTD LTHR WRAPPED STEERING WHEEL W/MOUNTED CONTROLS• HTD/VENTILATED FRT SEATS• LEATHER-WRAPPED INTERIOR• POWERFOLD 3RD ROW SEAT• PWR TILT/TELE STR COLUMN• SECOND ROW SUNBLINDS• UNIVSL GARAGE DOOR OPENER• USB-C - ALL ROWS	FUNCTIONAL <ul style="list-style-type: none">• 13.2" LCD TOUCHSCREEN• B&O SOUND SYSTEM, 14 SPKR• FORD CO-PILOT360™ASSIST2.0• FORDPASS™ CONNECT• HILL START ASSIST• INTELL ACCESS W/PUSH START• INTERSECTION ASSIST• REMOTE START SYSTEM• SIDE-WIND STABILIZATION• SIRIUSXM® W/360L- NA AK&HI• TERRAIN MANAGEMENT SYSTEM• WIRELESS APPLE CARPLAY® AND ANDROID AUTO™	SAFETY/SECURITY <ul style="list-style-type: none">• ADVANCETRAC™ WITH RSC®• AIRBAG-DRIVER/PASS KNEE• AIRBAGS - DUAL STAGE FRONT• AIRBAGS - FRONT SEAT MOUNTED SIDE IMPACT• AIRBAGS - SAFETY CANOPY®• INDIV TIRE PRESS MONIT SYS• LATCH CHILD SAFETY SYSTEM• PERIMETER ALARM• PERSONAL SAFETY SYSTEM™• SOS POST-CRASH ALERT SYST™ WARRANTY <ul style="list-style-type: none">• 3YR/36,000 BUMPER / BUMPER• 5YR/60,000 POWERTRAIN• 5YR/60,000 ROADSIDE ASSIST

INCLUDED ON THIS VEHICLE	(MSRP)	(MSRP)
EQUIPMENT GROUP 600A		PRICE INFORMATION
		BASE PRICE \$53,655.00
		TOTAL OPTIONS/OTHER 5,540.00
OPTIONAL EQUIPMENT/OTHER		
2025 MODEL YEAR		
RAPID RED MET TINTED CC	495.00	
3.0L ECOBOOST V6 ENGINE	NO CHARGE	
P275/45R21 A/S BSW TIRES		
FLR LNERS/CARPET MATS:RWS 1&2	200.00	
BLUECRUISE EQUIP: 90DAY TRIAL		
LUX LEATHER PACKAGE	NO CHARGE	
50 STATE EMISSIONS	NO CHARGE	
21" DARK ALLOY ALUM WHLS		
ULTIMATE PACKAGE	4,615.00	
FRONT LICENSE PLATE BRACKET	NO CHARGE	
DEALER INSTALLED OPTIONS		
Splash Guards	230.00	

	RAMP ONE		TOTAL MSRP \$60,790.00
	CH02	RAIL	
	RAMP TWO	ITEM #: 21-L01S O/T 1	
	This label is affixed pursuant to the Federal Automobile Information Disclosure Act. Gasoline, License, and Title Fees, State and Local taxes are not included. Dealer installed options or accessories are not included unless listed above.		SPECIAL ORDER M489 D 6B 2A6 535 007437 08 21 24


EPA DOT

Fuel Economy and Environment



Gasoline Vehicle

Fuel Economy



21

combined city/hwy

18

city

25

highway

Standard SUVs range from 11 to 100 MPG. The best vehicle rates 140 MPGe.

4.8 gallons per 100 miles

You spend

\$3,000

more in fuel costs over 5 years compared to the average new vehicle.

Annual fuel cost

\$2,500

Fuel Economy & Greenhouse Gas Rating (tailpipe only)

Smog Rating (tailpipe only)

1

4

10

Best

1

5

10




Best

This vehicle emits 428 grams CO₂ per mile. The best emits 0 grams per mile (tailpipe only). Producing and distributing fuel also create emissions; learn more at fueleconomy.gov.


Actual results will vary for many reasons, including driving conditions and how you drive and maintain your vehicle. The average new vehicle gets 28 MPG and costs \$9,500 to fuel over 5 years. Cost estimates are based on 15,000 miles per year at \$3.50 per gallon. MPGe is miles per gasoline gallon equivalent. Vehicle emissions are a significant cause of climate change and smog.

fueleconomy.gov

Calculate personalized estimates and compare vehicles



Smartphone QR Code™



GOVERNMENT 5-STAR SAFETY RATINGS

Overall Vehicle Score

Not Rated

Based on the combined ratings of frontal, side and rollover. Should ONLY be compared to other vehicles of similar size and weight.

Frontal Crash	Driver Passenger	Not Rated
Based on the risk of injury in a frontal impact. Should ONLY be compared to other vehicles of similar size and weight.		Not Rated
Side Crash	Front seat Rear seat	★★★★★ ★★★★★
Based on the risk of injury in a side impact.		
Rollover		★★★★
Based on the risk of rollover in a single-vehicle crash.		

Star ratings range from 1 to 5 stars (★★★★★), with 5 being the highest. Source: National Highway Traffic Safety Administration (NHTSA).
www.safercar.gov or 1-888-327-4236

1FMWK8HC6SGA72196



**WARNING:** Operating, servicing and maintaining a passenger vehicle, pickup truck, v

vehicle can expose you to chemicals including engine exhaust, carbon monoxide, phl

lead, which are known to the State of California to cause cancer and birth defects or other reproductive harm.

To minimize exposure, avoid breathing exhaust, do not idle the engine except as necessary, service your

vehicle in a well-ventilated area and wear gloves or wash your hands frequently when servicing your vehicle.

For more information go to www.P65Warnings.ca.gov/passenger-vehicle.

rates may apply. Text HELP for help



www.ford.com/help/privacy-terms/