



INCLUDED ON THIS VEHICLE	(MSRP)	PRICE INFORMATION	(MSRP)
EQUIPMENT GROUP 300A		BASE PRICE	\$46,515.00
		TOTAL OPTIONS/OTHER	5,925.00
OPTIONAL EQUIPMENT/OTHER			
2025 MODEL YEAR			
RAPID RED MET TINTED CC	495.00		
2ND ROW CAPTAIN'S CHAIRS	NO CHARGE		
BLUECRUISE EQUIP: 90DAY TRIAL			
50 STATE EMISSIONS	NO CHARGE		
TWIN PANEL MOONROOF	1,695.00		
MULTICONTOUR FRONT SEATS			
PREMIUM PACKAGE	2,740.00		
.AMBIENT LIGHTING			
.AUTO-DIMMING REARVIEW MIRROR			
.110V/150W AC POWER OUTLET			
ST-LINE STREET PACK	995.00		
.P275/45R21 A/S BSW TIRES			
.PERFORMANCE BRAKES			
.21" ALUMINUM WHEELS			
SEATS - THIRD ROW POWERFOLD			
		TOTAL VEHICLE & OPTIONS/OTHER	52,440.00
		DESTINATION & DELIVERY	1,595.00

	RAMP ONE		TOTAL MSRP \$54,035.00
	CH06	CONVOY	
	RAMP TWO	ITEM #: 47-Y603 O/T 2	<div><div></div><div>Ford Credit</div></div> <div>Whether you decide to lease or finance your vehicle, you'll find the choices that are right for you. See your dealer for details or visit www.ford.com/finance.</div>
	This label is affixed pursuant to the Federal Automobile Information Disclosure Act. Gasoline, License, and Title Fees, State and Local taxes are not included. Dealer installed options or accessories are not included unless listed above.		RE231 N RB 2X 530 004325 05 23 24


EPA DOT

Fuel Economy and Environment



Gasoline Vehicle

Fuel Economy



23

MPG

combined city/hwy

20

city

27

highway

4.3

gallons per 100 miles

You spend

\$1,750

more in fuel costs over 5 years

compared to the average new vehicle.

Annual fuel cost

\$2,300

Fuel Economy & Greenhouse Gas Rating (tailpipe only)

Smog Rating (tailpipe only)

1

5

10

Best

1

7

10




Best

This vehicle emits 394 grams CO₂ per mile. The best emits 0 grams per mile (tailpipe only). Producing and distributing fuel also create emissions; learn more at fuelconomy.gov.

Actual results will vary for many reasons, including driving conditions and how you drive and maintain your vehicle. The average new vehicle gets 28 MPG and costs \$9,750 to fuel over 5 years. Cost estimates are based on 15,000 miles per year at \$3.50 per gallon. MPGe is miles per gasoline gallon equivalent. Vehicle emissions are a significant cause of climate change and smog.

fueleconomygov

Calculate personalized estimates and compare vehicles



GOVERNMENT 5-STAR SAFETY RATINGS

Overall Vehicle Score

Not Rated

Based on the combined ratings of frontal, side and rollover. Should ONLY be compared to other vehicles of similar size and weight.

Frontal Crash

Driver Passenger

Not Rated Not Rated

Based on the risk of injury in a frontal impact. Should ONLY be compared to other vehicles of similar size and weight.

Side Crash

Front seat Rear seat

★★★★★ ★★★★★

Based on the risk of injury in a side impact.

Rollover

★★★★

Based on the risk of rollover in a single-vehicle crash.

Star ratings range from 1 to 5 stars (★★★★★), with 5 being the highest. Source: National Highway Traffic Safety Administration (NHTSA). www.safercar.gov or 1-888-327-4236

1FMUK8KH6SGA28050





WARNING: Operating, servicing and maintaining a passenger vehicle, pickup truck, v vehicle can expose you to chemicals including engine exhaust, carbon monoxide, phtl lead, which are known to the State of California to cause cancer and birth defects or other reproductive harm. To minimize exposure, avoid breathing exhaust, do not idle the engine except as necessary, service your vehicle in a well-ventilated area and wear gloves or wash your hands frequently when servicing your vehicle. For more information go to www.P65Warnings.ca.gov/passenger-vehicle.

rates may apply. Text HELP for help



www.ford.com/help/privacy-terms/