



ford.com

VEHICLE DESCRIPTION

EXPLORER

2025 EXPLORER PLATINUM 4WD
119" WHEELBASE
2.3L ECOBOOST I-4 ENGINE
10-SPEED AUTO TRANSMISSION

EXTERIOR
AGATE BLACK METALLIC
INTERIOR
MOJAVE DUSK LEATHER INSERTS

SG

B29815

STANDARD EQUIPMENT INCLUDED AT NO EXTRA CHARGE			
EXTERIOR <ul style="list-style-type: none">CLASS III TRAILER TOW PKGEASY FUEL® CAPLESS FILLERFRT/RR SKID PLATE ELEMENTSGRILLE - UNIQUE SATINHEADLAMPS - ADAPTIVE LEDLED SIGNATURE LIGHTINGMIRRORS-PWR/HTD/AUTO-FOLD SIG/APRCH LAMP/MEM/AUTODIMPANORAMIC VISTA ROOF®PRIVACY GLASS - REAR DOORSROOF-RACK SIDE RAILS-SATINTAILLAMPS/FOG LAMPS - LEDTRAILER SWAY CONTROLWIPERS - RAIN-SENSING	INTERIOR <ul style="list-style-type: none">"EXPLORER" FRNT FLOOR MATS110V/150W AC POWER OUTLET12.3" LCD DIGITAL CLUSTER2ND ROW HEATED SEATSAMBIENT LIGHTINGAUTO-DIM REARVIEW MIRRORHTD LTHR WRAPPED STEERING WHEEL W/MOUNTED CONTROLS AND TILT/TELE STR COLUMNHTD/VENTILATED FRT SEATSLEATHER-WRAPPED INTERIORPOWERFOLD 3RD ROW SEATUNIVSL GARAGE DOOR OPENERUSB-C - ALL ROWS	FUNCTIONAL <ul style="list-style-type: none">13.2" LCD TOUCHSCREENB&O SOUND SYSTEM, 14 SPKRFORD CO-PILOT360™ACTIVE2.0FORDPASS™ CONNECTHILL START ASSISTINTELL ACCESS W/PUSH STARTINTERSECTION ASSISTREMOTE START SYSTEMSIDE-WIND STABILIZATIONSIRIUSXM® W/360L- NA AK&HITERRAIN MANAGEMENT SYSTEMWIRELESS APPLE CARPLAY® AND ANDROID AUTO™	SAFETY/SECURITY <ul style="list-style-type: none">ADVANCETRAC™ WITH RSC®AIRBAG - DRIVER KNEEAIRBAGS - DUAL STAGE FRONTAIRBAGS - FRONT SEAT MOUNTED SIDE IMPACTAIRBAGS - SAFETY CANOPY®INDIV TIRE PRESS MONIT SYSLATCH CHILD SAFETY SYSTEMPERIMETER ALARMPERSONAL SAFETY SYSTEM™SOS POST-CRASH ALERT SYST™ WARRANTY <ul style="list-style-type: none">3YR/36,000 BUMPER / BUMPER5YR/60,000 POWERTRAIN5YR/60,000 ROADSIDE ASSIST

INCLUDED ON THIS VEHICLE	(MSRP)	PRICE INFORMATION	(MSRP)
EQUIPMENT GROUP 600A		BASE PRICE	\$54,250.00
		TOTAL OPTIONS/OTHER	245.00
OPTIONAL EQUIPMENT/OTHER		TOTAL VEHICLE & OPTIONS/OTHER	54,495.00
P255/55R20 A/S BSW TIRES		DESTINATION & DELIVERY	1,595.00
2ND ROW BENCH W/E-Z ENTRY	NO CHARGE		
BLUECRUISE EQUIP: 1 YEAR PLAN	NO CHARGE		
50 STATE EMISSIONS	NO CHARGE		
20" NICKEL PAINTED ALUM WHLS			
DEALER INSTALLED OPTIONS			
Cargo Area Management System	245.00		

EPA DOT

Fuel Economy and Environment

Gasoline Vehicle

Fuel Economy

23

combined city/hwy

20

city

27

highway

4.3

gallons per 100 miles

You spend

\$2,000

more in fuel costs over 5 years

compared to the average new vehicle.

Annual fuel cost

\$2,300

Fuel Economy & Greenhouse Gas Rating (tailpipe only)

5

110

Best

Smog Rating (tailpipe only)


6

110

Best

Actual results will vary for many reasons, including driving conditions and how you drive and maintain your vehicle. The average new vehicle gets 28 MPG and costs \$9,500 to fuel over 5 years. Cost estimates are based on 15,000 miles per year at \$3.50 per gallon. MPGe is miles per gasoline gallon equivalent. Vehicle emissions are a significant cause of climate change and smog.

Smartphone QR Code™



GOVERNMENT 5-STAR SAFETY RATINGS

Overall Vehicle Score

Not Rated

Based on the combined ratings of frontal, side and rollover. Should ONLY be compared to other vehicles of similar size and weight.

Frontal Crash

Driver Passenger

Not Rated Not Rated

Based on the risk of injury in a frontal impact. Should ONLY be compared to other vehicles of similar size and weight.

Side Crash

Front seat Rear seat

★★★★★ ★★★★★

Based on the risk of injury in a side impact.


Rollover

★★★★

Based on the risk of rollover in a single-vehicle crash.

Star ratings range from 1 to 5 stars (★★★★★), with 5 being the highest. Source: National Highway Traffic Safety Administration (NHTSA). www.safercar.gov or 1-888-327-4236


1FMUK8HH5SGB29815



WARNING:

Operating, servicing and maintaining a passenger vehicle, pickup truck, v vehicle can expose you to chemicals including engine exhaust, carbon monoxide, phtl lead, which are known to the State of California to cause cancer and birth defects or other reproductive harm. To minimize exposure, avoid breathing exhaust, do not idle the engine except as necessary, service your vehicle in a well-ventilated area and wear gloves or wash your hands frequently when servicing your vehicle. For more information go to www.P65Warnings.ca.gov/passenger-vehicle.

rates may apply. Text HELP for help



www.ford.com/help/privacy-terms/