



INCLUDED ON THIS VEHICLE	(MSRP)	PRICE INFORMATION	(MSRP)
<b>EQUIPMENT GROUP 200A</b>		BASE PRICE	\$41,855.00
		TOTAL OPTIONS/OTHER	6,650.00
<b>OPTIONAL EQUIPMENT/OTHER</b>		TOTAL VEHICLE & OPTIONS/OTHER	48,505.00
P255/55R20 A/S BSW TIRES	200.00	DESTINATION & DELIVERY	1,595.00
FLR LNERS/CARPET MATS:RWS 1&2	NO CHARGE		
2ND RW SPLT BENCH W/E-Z ENTRY	NO CHARGE		
50 STATE EMISSIONS			
TWIN PANEL MOONROOF	1,695.00		
20" NICKEL PAINTED ALUM WHLS	1,395.00		
ACTIVE COMFORT PACKAGE	3,360.00		
.REMOTE START SYSTEM			
.LED FOG LAMPS			
.UNIVERSAL GARAGE DOOR OPENER			
.HEATED STEERING WHEEL			
.LED SIGNATURE LIGHTING			
.8-WAY POWER PASSENGER SEAT			

	RAMP ONE		TOTAL MSRP \$50,100.00
	CA1P	CONVOY	
	RAMP TWO	ITEM #: 71-5714 O/T 2	<div><div></div><div>Ford Credit</div></div> <div>Whether you decide to lease or finance your vehicle, you'll find the choices that are right for you. See your dealer for details or visit <a href="http://www.ford.com/finance">www.ford.com/finance</a>.</div>
	This label is affixed pursuant to the Federal Automobile Information Disclosure Act. Gasoline, License, and Title Fees, State and Local taxes are not included. Dealer installed options or accessories are not included unless listed above.		RK241 N RB 2X 545 004401 10 24 24


EPA DOT

Fuel Economy and Environment



Gasoline Vehicle

Fuel Economy



23

combined city/hwy

20

city

27

highway

4.3

gallons per 100 miles

You spend

\$2,000

more in fuel costs over 5 years

compared to the average new vehicle.

Annual fuel cost

\$2,300

Fuel Economy & Greenhouse Gas Rating (tailpipe only)

Smog Rating (tailpipe only)

1

5

10

Best

1




6

10


Best

This vehicle emits 394 grams CO<sub>2</sub> per mile. The best emits 0 grams per mile (tailpipe only). Producing and distributing fuel also create emissions; learn more at [fuelconomy.gov](http://fuelconomy.gov).

Actual results will vary for many reasons, including driving conditions and how you drive and maintain your vehicle. The average new vehicle gets 28 MPG and costs \$9,500 to fuel over 5 years. Cost estimates are based on 15,000 miles per year at \$3.50 per gallon. MPGe is miles per gasoline gallon equivalent. Vehicle emissions are a significant cause of climate change and smog.



Smartphone QR Code™



GOVERNMENT 5-STAR SAFETY RATINGS

Overall Vehicle Score

Not Rated

Based on the combined ratings of frontal, side and rollover. Should ONLY be compared to other vehicles of similar size and weight.

Frontal Crash

Driver Passenger

Not Rated Not Rated

Based on the risk of injury in a frontal impact. Should ONLY be compared to other vehicles of similar size and weight.

Side Crash

Front seat

★★★★★

Rear seat

★★★★★

Based on the risk of injury in a side impact.

Rollover

★★★★

Based on the risk of rollover in a single-vehicle crash.

Star ratings range from 1 to 5 stars (★★★★★), with 5 being the highest. Source: National Highway Traffic Safety Administration (NHTSA). [www.safercar.gov](http://www.safercar.gov) or 1-888-327-4236

1FMUK8DH7SGA95320



**WARNING:** Operating, servicing and maintaining a passenger vehicle, pickup truck, van, or off-road vehicle can expose you to chemicals including engine exhaust, carbon monoxide, phthalates, and lead, which are known to the State of California to cause cancer and birth defects or other reproductive harm. To minimize exposure, avoid breathing exhaust, do not idle the engine except as necessary, service your vehicle in a well-ventilated area and wear gloves or wash your hands frequently when servicing your vehicle. For more information go to [www.P65Warnings.ca.gov/passenger-vehicle](http://www.P65Warnings.ca.gov/passenger-vehicle).

SCAN OR TEXT 1FSGA95320 TO 48028

Msg & Data rates may apply. Text HELP for help



[www.ford.com/help/privacy-terms/](http://www.ford.com/help/privacy-terms/)