



ford.com

VEHICLE DESCRIPTION

EXPLORER

2026 EXPLORER PLATINUM RWD
119" WHEELBASE
2.3L ECOBOOST I-4 ENGINE
10-SPEED AUTO TRANSMISSION

EXTERIOR
STAR WHITE MET TRI-COAT

INTERIOR
MOJAVE DUSK LTHR TRIM SEATS

TA

67915


STANDARD EQUIPMENT INCLUDED AT NO EXTRA CHARGE			
EXTERIOR <ul style="list-style-type: none">• CLASS III TRAILER TOW PKG• EASY FUEL® CAPLESS FILLER• FRT/RR SKID PLATE ELEMENTS• GRILLE - UNIQUE SATIN• HEADLAMPS - ADAPTIVE LED• LED SIGNATURE LIGHTING• MIRRORS-PWR/HTD/AUTO-FOLD SIG/APRCH LAMP/MEM/AUTODIM• PRIVACY GLASS - REAR DOORS• ROOF-RACK SIDE RAILS-SATIN• SATIN CHROME ACCENTS• TAILLAMPS/FOG LAMPS - LED• TRAILER SWAY CONTROL• WIPERS - RAIN-SENSING	INTERIOR <ul style="list-style-type: none">• "EXPLORER" FRNT FLOOR MATS• 110V/150W AC POWER OUTLET• 12.3" LCD DIGITAL CLUSTER• 2ND ROW HEATED SEATS• AMBIENT LIGHTING• AUTO-DIM REARVIEW MIRROR• HTD LTH WRAPPED STEER WHL W/LOGO, MOUNTED CONTROLS AND TILT/TELE STR COLUMN• HTD/VENTILATED FRT SEATS• MULTICONTOUR FRONT SEATS W/ ACTIVE MOTION®• POWERFOLD 3RD ROW SEAT• UNIVSL GARAGE DOOR OPENER• USB-C - ALL ROWS	FUNCTIONAL <ul style="list-style-type: none">• 13.2" LCD TOUCHSCREEN• 360-DEGREE CAMERA• 5G MODEM• B&O SOUND SYSTEM, 14 SPKR• FORD CO-PILOT360®ACTIVE2.0• FORD DIGITAL EXPERIENCE W/GOOGLE MAPS & PLAY STORE• HILL START ASSIST• KEYLESS ENTRY W/PUSH START• REMOTE START SYSTEM• SELECTABLE DRIVE MODES• SIRIUSXM® W/360L- NA AK&HI• WI-FI HOTSPOT• WIRELESS APPLE CARPLAY® AND ANDROID AUTO™	SAFETY/SECURITY <ul style="list-style-type: none">• ADVANCETRAC™ WITH RSC®• AIRBAG - DRIVER KNEE• AIRBAGS - DUAL STAGE FRONT• AIRBAGS - FRONT SEAT MOUNTED SIDE IMPACT• AIRBAGS - SAFETY CANOPY®• INDIV TIRE PRESS MONIT SYS• LATCH CHILD SAFETY SYSTEM• PERIMETER ALARM• PERSONAL SAFETY SYSTEM™• SOS POST-CRASH ALERT SYST™ WARRANTY <ul style="list-style-type: none">• 3YR/36,000 BUMPER / BUMPER• 5YR/60,000 POWERTRAIN• 5YR/60,000 ROADSIDE ASSIST

INCLUDED ON THIS VEHICLE	(MSRP)	PRICE INFORMATION	(MSRP)
EQUIPMENT GROUP 600A		BASE PRICE	\$50,965.00
		TOTAL OPTIONS/OTHER	1,540.00
OPTIONAL EQUIPMENT/OTHER		TOTAL VEHICLE & OPTIONS/OTHER	52,505.00
2026 MODEL YEAR		DESTINATION & DELIVERY	1,695.00
STAR WHITE MET TRI-COAT	795.00		
.20" NICKEL PAINTED ALUM WHLS			
BLUECRUISE EQUIP: 1YR+90D PLAN	NO CHARGE		
INFLATOR KIT-DELETE SPARE TIRE			
CONN PKG: 1 TIME 7YR	745.00		

	RAMP ONE		TOTAL MSRP \$54,200.00
	CA14	CONVOY	
	RAMP TWO	ITEM #:	Scan The QR Code to get more details about this vehicle
		24-S66A O/T 2	
	This label is affixed pursuant to the Federal Automobile Information Disclosure Act. Gasoline, License, and Title Fees, State and Local taxes are not included. Dealer installed options or accessories are not included unless listed above.		SL251 N RB 2X 625 002298 11 25 25


EPA DOT

Fuel Economy and Environment



Gasoline Vehicle

Fuel Economy



24

combined city/hwy

MPG

20

city

29

highway

4.2

gallons per 100 miles

Standard SUVs range from 12 to 115 MPG. The best vehicle rates 146 MPGe.

You spend \$1,750 more in fuel costs over 5 years compared to the average new vehicle.


Annual fuel cost \$2,050




Fuel Economy & Greenhouse Gas Rating (tailpipe only)

Smog Rating (tailpipe only)

Actual results will vary for many reasons, including driving conditions and how you drive and maintain your vehicle. The average new vehicle gets 29 MPG and costs \$8,500 to fuel over 5 years. Cost estimates are based on 15,000 miles per year at \$3.30 per gallon. MPGe is miles per gasoline gallon equivalent. Vehicle emissions are a significant cause of climate change and smog.

Smartphone QR Code™





fueleconomygov

Calculate personalized estimates and compare vehicles

GOVERNMENT 5-STAR SAFETY RATINGS

Overall Vehicle Score

★★★★★

Based on the combined ratings of frontal, side and rollover. Should ONLY be compared to other vehicles of similar size and weight.

Frontal Crash

Driver Passenger

★★★★★

★★★★★

Based on the risk of injury in a frontal impact. Should ONLY be compared to other vehicles of similar size and weight.

Side Crash

Front seat Rear seat

★★★★★

★★★★★

Based on the risk of injury in a side impact.

Rollover

★★★★

Based on the risk of rollover in a single-vehicle crash.

Star ratings range from 1 to 5 stars (★★★★★), with 5 being the highest. Source: National Highway Traffic Safety Administration (NHTSA). www.safercar.gov or 1-888-327-4236

AMERICA'S ALL TIME BEST-SELLING SUV

The FordPass Connect™ modem is active and sending vehicle data (e.g., diagnostics) to Ford. See in-vehicle Settings for connectivity options.

FordPass Connect™ service and FordPass™ App required for certain remote features (see App Terms for more information). Connected service and related feature functionality is subject to compatible AT&T-network availability. Evolving technology / cellular networks may affect functionality and availability, or continued provision of some features, prohibiting them from functioning. Message and data rates may apply. See your local Ford website for our privacy policy.

Ford Protect®

Insist on Ford Protect! The only extended service plan fully backed by Ford and honored at every Ford dealership in the U.S., Canada and Mexico. See your Ford dealer or visit www.FordOwner.com.

Ford Credit

Get Prequalified now at www.ford.com/finance

WARNING: Operating, servicing and maintaining a passenger vehicle, pickup truck, van, or off-road vehicle can expose you to chemicals including engine exhaust, carbon monoxide, phthalates, and lead, which are known to the State of California to cause cancer and birth defects or other reproductive harm. To minimize exposure, avoid breathing exhaust, do not idle the engine except as necessary, service your vehicle in a well-ventilated area and wear gloves or wash your hands frequently when servicing your vehicle. For more information go to www.P65Warnings.ca.gov/passenger-vehicle.

1202512077111