

Go Further

ford.com

VEHICLE DESCRIPTION

EXPLORER


2022 EXPLORER TIMBERLNE 4WD
119" WHEELBASE
2.3L ECOBOOST I-4 ENGINE
10-SPEED AUTO TRANSMISSION

EXTERIOR
AGATE BLACK METALLIC
INTERIOR
DEEP CYPRESS ACTIVEX SEATS

NG A02561


STANDARD EQUIPMENT INCLUDED AT NO EXTRA CHARGE			
EXTERIOR <ul style="list-style-type: none">AUX LIGHT SWITCH & WIRINGFRONT TOW HOOKSHEADLAMPS - AUTO LEDLED SIGNATURE LIGHTINGLIFTGATE SCUFFMIRRORS-MAN-FOLD DUAL PWR HEATED WITH APPROACH LAMPSPOWER LIFTGATEROOF-RACK SIDE RAILS-BLACKSTEEL SKID PLATES - FRONT/ REAR / UNDERBODYTRAILER SWAY CONTROLUNIQUE GRILLE - DARK GRAYUNIQUE LED FOG LAMPSUNIQUE TIMBERLINE BADGES	INTERIOR <ul style="list-style-type: none">1ST & 2ND ROW FLOOR LINERS1ST & 2ND ROW HEATED SEATS1TOUCH UP/DOWN DR/PASS WIN3RD ROW - 50/50 FOLD FLATHEATHERED CLTH SEAT INSERTHTD LTHR WRAPPED SPORT STYLE STR WHL W/MNTD CTRLS AND TILT/TELE STR COLUMNIP CLUSTER 6.5" LCD SCREENPOWERPOINTS - 12VPWR 10-WAY DRV/8-WAY PASSROTARY GEAR SHIFT DIALTANGERINE STITCH ACCENTSTRI-ZONE ELECTRNC TMP CTRLUSB A(1)/C(1)-1ST/2ND ROWS	FUNCTIONAL <ul style="list-style-type: none">360-DEGREE CAMERA4-DR INTELL ACCESS LOCK/ UNLOCK W/PUSH-BUTTON STARTAM/FM/MP3, 6 SPEAKERSCLASS IV TRAILER TOW PKGFORD CO-PILOT360™ ASSIST+FORDPASS™ CONNECT 4GWI-FI HOTSPOT TELEMATICS MODEMREAR PARKING SENSORSREFRESH95REMOTE START SYSTEMSECURICODE KEYLESS KEYPADSYNC@3 8" SCR N W/APPLINK@TORSEN® LIM SLIP REAR AXLEVOICE ACTIVATED NAVIGATION	SAFETY/SECURITY <ul style="list-style-type: none">ADVANCETRAC™ WITH RSC®AIRBAG-DRIVER/PASS KNEEAIRBAGS - DUAL STAGE FRONTAIRBAGS - FRONT SEAT MOUNTED SIDE IMPACTAIRBAGS - SAFETY CANOPY®INDIV TIRE PRESS MONIT SYSLATCH CHILD SAFETY SYSTEMPERIMETER ALARMPERSONAL SAFETY SYSTEM™SOS POST-CRASH ALERT SYST™ WARRANTY <ul style="list-style-type: none">3YR/36,000 BUMPER / BUMPER5YR/60,000 POWERTRAIN5YR/60,000 ROADSIDE ASSIST

INCLUDED ON THIS VEHICLE	(MSRP)	PRICE INFORMATION	(MSRP)
EQUIPMENT GROUP 800A		BASE PRICE	\$46,245.00
OPTIONAL EQUIPMENT/OTHER		TOTAL OPTIONS/OTHER	1,960.00
.18" BLK-PNTD ALUM WHLS W/LOGO			
.P265/65R18 A/T BSW TIRES			
CARGO AREA MANAGEMENT SYSTEM	165.00	TOTAL VEHICLE & OPTIONS/OTHER	48,205.00
50 STATE EMISSIONS	NO CHARGE	DESTINATION & DELIVERY	1,295.00
TWIN PANEL MOONROOF	1,695.00		
AUTO START-STOP REMOVAL	- 50.00		
DEALER INSTALLED OPTIONS			
Cargo Mat	150.00		

	RAMP ONE	CONVOY	ITEM #:	24-701Z O/T 2	<div><div>FORD CREDIT</div></div>
	CA14				
	RAMP TWO				
	This label is affixed pursuant to the Federal Automobile Information Disclosure Act. Gasoline, License, and Title Fees, State and Local taxes are not included. Dealer installed options or accessories are not included unless listed above.			ML241 N RB 2X 225 003409 11 24 21	


EPA DOT

Fuel Economy and Environment



Gasoline Vehicle

Fuel Economy



20

MPG

combined city/hwy

19

city

21

highway

5.0

gallons per 100 miles

You spend

\$2,250

more in fuel costs over 5 years

compared to the average new vehicle.

Standard SUVs range from 14 to 105 MPG. The best vehicle rates 142 MPGe.

Annual fuel cost

\$1,750

Fuel Economy & Greenhouse Gas Rating (tailpipe only)

Smog Rating (tailpipe only)

1

4

10

Best

1

5

10




Best

This vehicle emits 445 grams CO₂ per mile. The best emits 0 grams per mile (tailpipe only). Producing and distributing fuel also create emissions; learn more at fueleconomy.gov.

Actual results will vary for many reasons, including driving conditions and how you drive and maintain your vehicle. The average new vehicle gets 27 MPG and costs \$6,500 to fuel over 5 years. Cost estimates are based on 15,000 miles per year at \$2.35 per gallon. MPGe is miles per gasoline gallon equivalent. Vehicle emissions are a significant cause of climate change and smog.

fueleconomy.gov

Calculate personalized estimates and compare vehicles



GOVERNMENT 5-STAR SAFETY RATINGS

Overall Vehicle Score

Not Rated

Based on the combined ratings of frontal, side and rollover. Should ONLY be compared to other vehicles of similar size and weight.

Frontal Crash

Driver Passenger

Not Rated Not Rated

Based on the risk of injury in a frontal impact. Should ONLY be compared to other vehicles of similar size and weight.

Side Crash

Front seat

★★★★★

Rear seat

★★★★★

Based on the risk of injury in a side impact.

Rollover

★★★★

Based on the risk of rollover in a single-vehicle crash.

Star ratings range from 1 to 5 stars (★★★★★), with 5 being the highest. Source: National Highway Traffic Safety Administration (NHTSA). www.safercar.gov or 1-888-327-4236

1FMSK8JH4NGA02561





WARNING: Operating, servicing and maintaining a passenger vehicle, pickup truck, v vehicle can expose you to chemicals including engine exhaust, carbon monoxide, phtl lead, which are known to the State of California to cause cancer and birth defects or other reproductive harm. To minimize exposure, avoid breathing exhaust, do not idle the engine except as necessary, service your vehicle in a well-ventilated area and wear gloves or wash your hands frequently when servicing your vehicle. For more information go to www.P65Warnings.ca.gov/passenger-vehicle.

rates may apply. Text HELP for help



www.ford.com/help/privacy-terms/

1202112054986