



Go Further

ford.com

VEHICLE DESCRIPTION

EXPLORER

2022 EXPLORER XLT RWD
119" WHEELBASE
2.3L ECOBOOST I-4 ENGINE
10-SPEED AUTO TRANSMISSION

EXTERIOR
RAPID RED MET TINTED CC
INTERIOR
EBONY/LT SLATE ACTIVEX SEAT

NG C01656

STANDARD EQUIPMENT INCLUDED AT NO EXTRA CHARGE

EXTERIOR

- DOOR HANDLES - BODY COLOR
- EASY FUEL® CAPLESS FILLER
- HEADLAMPS - AUTO LED
- LED SIGNATURE LIGHTING
- MIRRORS-MAN-FOLD DUAL PWR HEATED WITH APPROACH LAMPS
- POWER LIFTGATE
- PRIVACY GLASS - REAR DOORS
- REAR INT WIPER/WASH/DFRST
- REAR SPOILER, BODY COLOR
- ROOF-RACK SIDE RAILS-BLACK
- TAILLAMPS-LED
- TRAILER SWAY CONTROL
- VARIABLE INTERVAL WIPERS

INTERIOR

- 1TOUCH UP/DOWN DR/PASS WIN
- 3RD ROW - 50/50 FOLD FLAT
- DUAL ILLUM VIS VANITY MIRR
- FRONT ROW HEATED SEATS
- IP CLUSTER 6.5" LCD SCREEN
- LTHR WRAPPED STEERING WHL W/MOUNTED CTRLS, TILT/TELE
- POWER DRIVER SEAT - 10 WAY
- POWERPOINTS - 12V
- ROTARY GEAR SHIFT DIAL
- TRI-ZONE ELECTRNC TMP CTRL
- USB A(1)/C(1)-1ST/2ND ROWS

FUNCTIONAL

- 4-DR INTELL ACCESS LOCK/ UNLOCK W/PUSH-BUTTON START
- AM/FM/MP3, 6 SPEAKERS
- BRAKES, 4-WHEEL DISC/ABS
- FORD CO-PILOT360™
- FORDPASS™ CONNECT
- HILL START ASSIST
- REAR PARKING SENSORS
- REAR VIEW CAMERA
- REFRESH95
- SIDE-WIND STABILIZATION
- SIRIUSXM® - SVC N/A AK&HI
- SYNC®3 8" SCR N W/APPLINK®


SAFETY/SECURITY

- ADVANCETRAC™ WITH RSC®
- AIRBAG-DRIVER/PASS KNEE
- AIRBAGS - DUAL STAGE FRONT
- AIRBAGS - FRONT SEAT MOUNTED SIDE IMPACT
- AIRBAGS - SAFETY CANOPY®
- INDIV TIRE PRESS MONIT SYS
- LATCH CHILD SAFETY SYSTEM
- PERIMETER ALARM
- PERSONAL SAFETY SYSTEM™
- SOS POST-CRASH ALERT SYST™

WARRANTY

- 3YR/36,000 BUMPER / BUMPER
- 5YR/60,000 POWERTRAIN
- 5YR/60,000 ROADSIDE ASSIST

INCLUDED ON THIS VEHICLE	(MSRP)	PRICE INFORMATION	(MSRP)
EQUIPMENT GROUP 202A •REMOTE START SYSTEM •HEATED STEERING WHEEL •8-WAY POWER PASSENGER SEAT	3,540.00	BASE PRICE TOTAL OPTIONS/OTHER	\$38,320.00 6,725.00
OPTIONAL EQUIPMENT/OTHER 2022 MODEL YEAR RAPID RED MET TINTED CC 50 STATE EMISSIONS AUTO START-STOP REMOVAL FORD CO-PILOT360 ASSIST+ .ADAPTIVE CRUISE CONTROL .VOICE-ACTV TOUCHSCRN NAV SYS .EVASIVE STEERING ASSIST XLT SPORT APPEARANCE PACKAGE .P255/55R20 A/S BSW TIRES .20" CRBN GRAY-PTD 10-SPK WHLS REAR AUXILIARY CNTRLS CREDIT FRONT LICENSE PLATE BRACKET	495.00 NO CHARGE - 50.00 995.00 1,795.00 - 50.00 NO CHARGE	TOTAL VEHICLE & OPTIONS/OTHER DESTINATION & DELIVERY	45,045.00 1,495.00

	RAMP ONE	CONVOY	TOTAL MSRP \$46,540.00
	CH80		
	RAMP TWO	ITEM #: 52-0415 O/T 2	<div><div>Whether you decide to lease or finance your vehicle, you'll find the choices that are right for you. See your dealer for details or visit www.ford.com/finance.</div></div>
	This label is affixed pursuant to the Federal Automobile Information Disclosure Act. Gasoline, License, and Title Fees, State and Local taxes are not included. Dealer installed options or accessories are not included unless listed above.		
			NG011 N RB 2X 260 001599 07 01 22

EPA DOT

Fuel Economy and Environment

Gasoline Vehicle

Fuel Economy

23

combined city/hwy

20

city

28

highway

4.3 gallons per 100 miles

You spend

\$1,250

more in fuel costs over 5 years

compared to the average new vehicle.

Annual fuel cost

\$1,550

Fuel Economy & Greenhouse Gas Rating (tailpipe only)

Smog Rating (tailpipe only)


1510Best




1610Best

This vehicle emits 386 grams CO₂ per mile. The best emits 0 grams per mile (tailpipe only). Producing and distributing fuel also create emissions; learn more at fuelconomy.gov.

Actual results will vary for many reasons, including driving conditions and how you drive and maintain your vehicle. The average new vehicle gets 27 MPG and costs \$6,500 to fuel over 5 years. Cost estimates are based on 15,000 miles per year at \$2.35 per gallon. MPGe is miles per gasoline gallon equivalent. Vehicle emissions are a significant cause of climate change and smog.

Smartphone QR Code™





Calculate personalized estimates and compare vehicles

GOVERNMENT 5-STAR SAFETY RATINGS

Overall Vehicle Score


Not Rated

Based on the combined ratings of frontal, side and rollover. Should ONLY be compared to other vehicles of similar size and weight.

Frontal Crash	Driver Passenger	Not Rated
Based on the risk of injury in a frontal impact. Should ONLY be compared to other vehicles of similar size and weight.		
Side Crash	Front seat Rear seat	★★★★★ ★★★★★
Based on the risk of injury in a side impact.		
Rollover	★★★★	
Based on the risk of rollover in a single-vehicle crash.		


Star ratings range from 1 to 5 stars (★★★★★), with 5 being the highest. Source: National Highway Traffic Safety Administration (NHTSA). www.safercar.gov or 1-888-327-4236

1FMSK7DH5NGC01656



WARNING: Operating, servicing and maintaining a passenger vehicle, pickup truck, v vehicle can expose you to chemicals including engine exhaust, carbon monoxide, phtl lead, which are known to the State of California to cause cancer and birth defects or other reproductive harm. To minimize exposure, avoid breathing exhaust, do not idle the engine except as necessary, service your vehicle in a well-ventilated area and wear gloves or wash your hands frequently when servicing your vehicle. For more information go to www.P65Warnings.ca.gov/passenger-vehicle.

rates may apply. Text HELP for help



www.ford.com/help/privacy-terms/

1202207113004