


	RAMP ONE		<b>TOTAL MSRP</b> <b>\$76,805.00</b>
	RH35	RAIL	
	RAMP TWO	ITEM #: <b>89-5496 O/T 8</b>	 <p>Whether you decide to lease or finance your vehicle, you'll find the choices that are right for you. See your dealer for details or visit <a href="http://www.ford.com/finance">www.ford.com/finance</a>.</p>
	This label is affixed pursuant to the Federal Automobile Information Disclosure Act. Gasoline, License, and Title Fees, State and Local taxes are not included. Dealer installed options or accessories are not included unless listed above.		<b>PL161 N RB 2X 415 001783 11 16 23</b>

EPA  
DOT

Fuel Economy and Environment

Gasoline Vehicle

Fuel Economy

**18** MPG

combined city/hwy

16 city

22 highway

5.6 gallons per 100 miles

Standard SUVs range from 13 to 102 MPG. The best vehicle rates 140 MPGe.

You spend **\$5,250** more in fuel costs over 5 years compared to the average new vehicle.

Annual fuel cost

**\$3,000**

Fuel Economy & Greenhouse Gas Rating (tailpipe only)

Smog Rating (tailpipe only)

This vehicle emits 485 grams CO<sub>2</sub> per mile. The best emits 0 grams per mile (tailpipe only). Producing and distributing fuel also create emissions; learn more at fueleconomy.gov.

Actual results will vary for many reasons, including driving conditions and how you drive and maintain your vehicle. The average new vehicle gets 28 MPG and costs \$9,750 to fuel over 5 years. Cost estimates are based on 15,000 miles per year at \$3.60 per gallon. MPGe is miles per gasoline gallon equivalent. Vehicle emissions are a significant cause of climate change and smog.

fueleconomy.gov

Calculate personalized estimates and compare vehicles

Smartphone QR Code™

## GOVERNMENT 5-STAR SAFETY RATINGS

### Overall Vehicle Score



Based on the combined ratings of frontal, side and rollover.

Should ONLY be compared to other vehicles of similar size and weight.

### Frontal Crash

Driver  
Passenger



Based on the risk of injury in a frontal impact.

Should ONLY be compared to other vehicles of similar size and weight.

### Side Crash

Front seat  
Rear seat



Based on the risk of injury in a side impact.

### Rollover



Based on the risk of rollover in a single-vehicle crash.

Star ratings range from 1 to 5 stars (★★★★★), with 5 being the highest.

Source: National Highway Traffic Safety Administration (NHTSA).

[www.safercar.gov](http://www.safercar.gov) or 1-888-327-4236

# FordPass Connect™

**Download the FordPass™ app\* and you can:**

## **Access Vehicle Control Features**

- Remotely start, lock and unlock your vehicle.
- Locate your vehicle and check approximate fuel range.
- Receive vehicle health alerts.


## **Activate 4G LTE Wi-Fi Hotspot**


- New vehicles include a 3-month or 3GB data (whichever comes first) Wi-Fi trial.
- Connect up to ten Wi-Fi-equipped devices.

\*Compatible with select smartphone platforms. FordPass Connect™ service required (See App Terms for more information). Connected service and related feature functionality is subject to compatible AT&T network availability. Evolving technology/cellular network issues may affect functionality and availability, or continued provision of some features, prohibiting them from functioning. Message and data rates may apply. See your local Ford website for our privacy policy.

**The FordPass Connect™ modem is active and sending vehicle data (e.g., diagnostics) to Ford. See in-vehicle Settings for connectivity options.**

**1FMJU2A83REA08629**



 **WARNING:** Operating, servicing and maintaining a passenger vehicle, pickup truck, or vehicle can expose you to chemicals including engine exhaust, carbon monoxide, oil, and lead, which are known to the State of California to cause cancer and birth defects or other reproductive harm. To minimize exposure, avoid breathing exhaust, do not idle the engine except as necessary, and work in a well-ventilated area. Wear gloves and wash your hands frequently when servicing the vehicle. For more information go to [www.P65Warnings.ca.gov/passenger-vehicle](http://www.P65Warnings.ca.gov/passenger-vehicle).