

ford.com

VEHICLE DESCRIPTION

EXPEDITION

2025 EXPED TREMOR 4X4
7-PASSENGER
3.5L H/O ECOBOOST V6
10SPD AUTO TRANS W/SLCTSHFT

SE

A24047

EXTERIOR
GLACIER GRAY METALLIC TC

INTERIOR
BLACK ONYX/ELECTRIC SPICE

STANDARD EQUIPMENT INCLUDED AT NO EXTRA CHARGE

EXTERIOR

- 360 DEGREE ZONE LIGHTING
- EASY FUEL® CAPLESS FILLER
- FOG LAMPS-LED
- FORD SPLIT GATE
- FRONT TOW HOOKS
- HEADLAMPS-LED REFLECTOR W/LED SIGNATURE LIGHTING
- HEAVY DUTY TRAILER TOW
- OFF ROAD AUX LIGHTING
- PANORAMIC VISTA ROOF®
- PERIMETER LIGHTING
- ROOF-RACK SIDE RAILS-BLACK
- RUNNING BOARDS - FIXED
- SKID PLATES
- TRAILER SWAY CONTROL

INTERIOR

- 1TOUCH UP/DOWN DR/PASS WIN
- 2ND ROW HEATED SEATS
- 3RD ROW 40/20/40 FLEX SEAT W/ POWERFOLD
- AMBIENT LIGHTING
- AUTO-DIM REARVIEW MIRROR
- CARGO MANAGEMENT SYSTEM
- FLEX POWERED CONSOLE
- HTD LTHR WRAPPED STR WHL W/CRUISE AND AUDIO CTRLS
- HTD/VENTILATED FRT SEATS
- MEMORY DRIVER SEAT
- PEDALS-PWR ADJ W/MEMORY
- PWR TILT/TEL STR COL W/MEM
- TRI-ZONE AUTO CLIMATE CTRL

FUNCTIONAL

- 3.73 E-LOCKER
- 24" PANO DISPLAY - IP
- 13.2" CENTER TOUCH SCREEN
- B&O® SOUND SYSTEM, 10 SPKR
- FORD CO-PILOT360™ACTIVE2.0
- HEAVY DUTY RADIATOR
- OFF-ROAD SHOCKS
- OFF-ROAD SUSPENSION
- PHONE AS A KEY
- SIRIUSXM® W/360L- NA AK&HI
- TERRAIN MANAGEMENT SYSTEM W/ SELECTABLE DRIVE MODES
- TRAIL 1-PEDAL DRIVE
- TRAIL TURN ASSIST
- TWO-SPEED TRANSFER CASE


SAFETY/SECURITY

- ADVANCETRAC™ WITH RSC®
- AIRBAGS - DUAL STAGE FRONT
- AIRBAGS - SAFETY CANOPY®
- AIRBAGS - SIDE IMPACT
- INDIV TIRE PRESS MONIT SYS
- LATCH CHILD SAFETY SYSTEM
- PERIMETER ALARM
- PERSONAL SAFETY SYSTEM™
- REAR OCCUPANT ALERT
- SOS POST-CRASH ALERT SYS™

WARRANTY


- 3YR/36,000 BUMPER / BUMPER
- 5YR/60,000 POWERTRAIN
- 5YR/60,000 ROADSIDE ASSIST

INCLUDED ON THIS VEHICLE	(MSRP)	PRICE INFORMATION	(MSRP)
EQUIPMENT GROUP 501A		BASE PRICE	\$81,030.00
		TOTAL OPTIONS/OTHER	995.00
OPTIONAL EQUIPMENT/OTHER		TOTAL VEHICLE & OPTIONS/OTHER	82,025.00
2025 MODEL YEAR		DESTINATION & DELIVERY	1,995.00
GLACIER GRAY METALLIC TC	995.00		
.FORD CO-PILOT360 ACTIVE 2.0			
P275/70R18E A/T BSW TIRES			
BLUECRUISE EQUIP: 90 DAY TRIAL			
18" DK CRB GR W/ELC SPICE PKT			
CONNECT PKG: 1YR INCL.			

	RAMP ONE		TOTAL MSRP \$84,020.00
	CS1P	CONVOY	
	RAMP TWO	ITEM #: 71-5108 O/T 2	<div><div>Ford Credit</div></div> <div>Whether you decide to lease or finance your vehicle, you'll find the choices that are right for you. See your dealer for details or visit www.ford.com/finance.</div>
	This label is affixed pursuant to the Federal Automobile Information Disclosure Act. Gasoline, License, and Title Fees, State and Local taxes are not included. Dealer installed options or accessories are not included unless listed above.		
			SE061 N RB 2X 525 000058 05 06 25


EPA DOT

Fuel Economy and Environment



Gasoline Vehicle

Fuel Economy



18

MPG

combined city/hwy

15

city

22

highway

5.6

gallons per 100 miles

Standard SUVs range from 12 to 115 MPG. The best vehicle rates 140 MPGe.

You spend

\$5,000

more in fuel costs over 5 years

compared to the average new vehicle.

Annual fuel cost

\$2,900

Fuel Economy & Greenhouse Gas Rating (tailpipe only)

1

4

10

Best

1


6

10

Best

This vehicle emits 501 grams CO₂ per mile. The best emits 0 grams per mile (tailpipe only). Producing and distributing fuel also create emissions; learn more at fuelconomy.gov.




Smartphone QR Code™



Actual results will vary for many reasons, including driving conditions and how you drive and maintain your vehicle. The average new vehicle gets 28 MPG and costs \$9,500 to fuel over 5 years. Cost estimates are based on 15,000 miles per year at \$3.50 per gallon. MPGe is miles per gasoline gallon equivalent. Vehicle emissions are a significant cause of climate change and smog.

fueleconomy.gov

Calculate personalized estimates and compare vehicles



GOVERNMENT 5-STAR SAFETY RATINGS

Overall Vehicle Score

Not Rated

Based on the combined ratings of frontal, side and rollover. Should ONLY be compared to other vehicles of similar size and weight.

Frontal Crash

Driver Passenger

Not Rated

Not Rated

Based on the risk of injury in a frontal impact. Should ONLY be compared to other vehicles of similar size and weight.

Side Crash

Front seat Rear seat

Not Rated

Not Rated

Based on the risk of injury in a side impact.


Rollover


Not Rated

Based on the risk of rollover in a single-vehicle crash.

Star ratings range from 1 to 5 stars (★★★★★), with 5 being the highest. Source: National Highway Traffic Safety Administration (NHTSA). www.safercar.gov or 1-888-327-4236


1FMJU1RG1SEA24047





WARNING: Operating, servicing and maintaining a passenger vehicle, pickup truck, v vehicle can expose you to chemicals including engine exhaust, carbon monoxide, phtl lead, which are known to the State of California to cause cancer and birth defects or other reproductive harm. To minimize exposure, avoid breathing exhaust, do not idle the engine except as necessary, service your vehicle in a well-ventilated area and wear gloves or wash your hands frequently when servicing your vehicle. For more information go to www.P65Warnings.ca.gov/passenger-vehicle.

rates may apply. Text HELP for help



www.ford.com/help/privacy-terms/