

ford.com

VEHICLE DESCRIPTION

EXPEDITION


2025 EXPED. KING RANCH 4X4
KING RANCH 7-PASSENGER
3.5L ECOBOOST V6 ENGINE
10SPD AUTO TRANS W/SLCTSHFT

SE A04773

EXTERIOR
STAR WHITE MET TRI-COAT
INTERIOR
MESA DEL RIO LTH-TRIM STS

STANDARD EQUIPMENT INCLUDED AT NO EXTRA CHARGE			
EXTERIOR <ul style="list-style-type: none">• 360 DEGREE ZONE LIGHTING• ACTIVE AIR DAM• DOOR HANDLES - BODY COLOR• EASY FUEL® CAPLESS FILLER• FORD SPLIT GATE• HEADLAMPS-LED REFLECTOR• HEAVY DUTY TRAILER TOW• KING RANCH BADGING• PANORAMIC VISTA ROOF®• ROOF-RACK SIDE RAILS-BRGHT• RUNNING BOARD-PWR DEPLOY• SIGNATURE GRILLE LIGHTING• SIGNATURE TAIL LAMPS• TRAILER SWAY CONTROL• WIPERS - RAIN-SENSING	INTERIOR <ul style="list-style-type: none">• 2ND ROW HTD/PWR FOLDING TIP-AND-SLIDE SEATS• 3RD ROW 40/20/40 FLEX SEAT W/ POWERFOLD• AMBIENT LIGHTING• CARGO MANAGEMENT SYSTEM• DEL RIO LEATHER:DOOR TRIM, WRAP STR WHL, CTR CONSOLE• FLEX POWERED CONSOLE• HTD STR WHL W/CRUISE&AUDIO• HTD/VENTILATED FRT SEATS• MEMORY DRIVER SEAT• PEDALS-PWR ADJ W/MEMORY• PWR TILT/TEL STR COL W/MEM• TRI-ZONE AUTO CLIMATE CTRL	FUNCTIONAL <ul style="list-style-type: none">• 4-DR INTELLIGENT ACCESS• 24" PANO DISPLAY - IP 13.2" CENTER TOUCH SCREEN• B&O® UNLEASHED, 22 SPKR• CONT. CONTROLLED DAMPING• FORD CO-PILOT360™ACTIVE2.0• HILL DESCENT CONTROL• HILL START ASSIST• INTELLIGENT 4WD SYSTEM• PUSH-BUTTON START• SIRIUSXM® W/360L- NA AK&HI• TERRAIN MANAGEMENT SYSTEM W/ SELECTABLE DRIVE MODES• TWO-SPEED TRANSFER CASE• WIRELESS CHARGING PAD	SAFETY/SECURITY <ul style="list-style-type: none">• ADVANCED SECURITY PACK• ADVANCETRAC™ WITH RSC®• AIRBAGS - DUAL STAGE FRONT• AIRBAGS - SAFETY CANOPY®• AIRBAGS - SIDE IMPACT• INDIV TIRE PRESS MONIT SYS• LATCH CHILD SAFETY SYSTEM• PERIMETER ALARM• PERSONAL SAFETY SYSTEM™• REAR OCCUPANT ALERT• SOS POST-CRASH ALERT SYST™ WARRANTY <ul style="list-style-type: none">• 3YR/36,000 BUMPER / BUMPER• 5YR/60,000 POWERTRAIN• 5YR/60,000 ROADSIDE ASSIST

INCLUDED ON THIS VEHICLE	(MSRP)	PRICE INFORMATION	(MSRP)
EQUIPMENT GROUP 400A		BASE PRICE	\$83,655.00
		TOTAL OPTIONS/OTHER	1,940.00
OPTIONAL EQUIPMENT/OTHER		TOTAL VEHICLE & OPTIONS/OTHER	85,595.00
2025 MODEL YEAR		DESTINATION & DELIVERY	1,995.00
STAR WHITE MET TRI-COAT	995.00		
.FORD CO-PILOT360 ACTIVE 2.0			
P275/50R22 A/S BSW TIRES			
FLR LNERS RW 1&2 (TRAY STYLE)	200.00		
BLUECRUISE EQUIP: 1 YEAR PLAN			
22" SINISTER BRONZE ALUM WHEEL			
CONNECT PKG: 1TIME MIN7YR	745.00		
FRONT LICENSE PLATE BRACKET	NO CHARGE		

	RAMP ONE		TOTAL MSRP \$87,590.00
	RA3E	RAIL	
	RAMP TWO	ITEM #: 23-S200 O/T 2	<div><div></div><div>Ford Credit</div></div> <div>Whether you decide to lease or finance your vehicle, you'll find the choices that are right for you. See your dealer for details or visit www.ford.com/finance.</div>
	This label is affixed pursuant to the Federal Automobile Information Disclosure Act. Gasoline, License, and Title Fees, State and Local taxes are not included. Dealer installed options or accessories are not included unless listed above.		
			SA291 N RB 2X 515 000360 01 29 25

EPA DOT

Fuel Economy and Environment



Gasoline Vehicle



Fuel Economy

18

combined city/hwy

15

city

22

highway

5.6

gallons per 100 miles

You spend

\$5,000

more in fuel costs over 5 years

compared to the average new vehicle.

Annual fuel cost

\$2,900

Fuel Economy & Greenhouse Gas Rating (tailpipe only)

Smog Rating (tailpipe only)

1

4

10

Best

1

6

10

Best

This vehicle emits 501 grams CO₂ per mile. The best emits 0 grams per mile (tailpipe only). Producing and distributing fuel also create emissions; learn more at fuelconomy.gov.

Actual results will vary for many reasons, including driving conditions and how you drive and maintain your vehicle. The average new vehicle gets 28 MPG and costs \$9,500 to fuel over 5 years. Cost estimates are based on 15,000 miles per year at \$3.50 per gallon. MPGe is miles per gasoline gallon equivalent. Vehicle emissions are a significant cause of climate change and smog.



Smartphone QR Code™



GOVERNMENT 5-STAR SAFETY RATINGS

Overall Vehicle Score

Not Rated

Based on the combined ratings of frontal, side and rollover. Should ONLY be compared to other vehicles of similar size and weight.

Frontal Crash

Driver Passenger

Not Rated
Not Rated

Based on the risk of injury in a frontal impact. Should ONLY be compared to other vehicles of similar size and weight.

Side Crash

Front seat
Rear seat

Not Rated
Not Rated

Based on the risk of injury in a side impact.


Rollover


Not Rated

Based on the risk of rollover in a single-vehicle crash.

Star ratings range from 1 to 5 stars (★★★★★), with 5 being the highest. Source: National Highway Traffic Safety Administration (NHTSA). www.safercar.gov or 1-888-327-4236

1FMJU1P82SEA04773





WARNING: Operating, servicing and maintaining a passenger vehicle, pickup truck, v vehicle can expose you to chemicals including engine exhaust, carbon monoxide, phtl lead, which are known to the State of California to cause cancer and birth defects or other reproductive harm. To minimize exposure, avoid breathing exhaust, do not idle the engine except as necessary, service your vehicle in a well-ventilated area and wear gloves or wash your hands frequently when servicing your vehicle. For more information go to www.P65Warnings.ca.gov/passenger-vehicle.

rates may apply. Text HELP for help



www.ford.com/help/privacy-terms/