

INCLUDED ON THIS VEHICLE

(MSRP)

EQUIPMENT GROUP 301A

- LIMITED SERIES
- 20" MACH ALM WHL W/PNTD PKTS
- 3RD ROW 60/40 POWERFOLD SEAT

OPTIONAL EQUIPMENT/OTHER

.P275/55R20 A/S BSW TIRES

2ND ROW WINDOW ONE TOUCH REMOV

2ND RW BENCH PWR/FLD TIP/SLID

FRONT LICENSE PLATE BRACKET

-

50.00

595.00

NO CHARGE

PRICE INFORMATION

BASE PRICE

72,110.00

TOTAL OPTIONS/OTHER


545.00

TOTAL VEHICLE & OPTIONS/OTHER

72,655.00


DESTINATION & DELIVERY

1,795.00

| | | | |
|--|---|------------------------|---|
| | RAMP ONE | | TOTAL MSRP \$74,450.00 |
| | RA84 | | |
| | RAMP TWO | RAIL | <div><div></div><div>Ford Credit</div><div>Whether you decide to lease or finance your vehicle, you'll find the choices that are right for you. See your dealer for details or visit www.ford.com/finance.</div></div> |
| | | ITEM #: 72-A75A O/T 9Z | |
| | This label is affixed pursuant to the Federal Automobile Information Disclosure Act. Gasoline, License, and Title Fees, State and Local taxes are not included. Dealer installed options or accessories are not included unless listed above. | | <div><div>SPECIAL ORDER</div><div>PG111 N RB 2XX 315 000522 07 11 23</div></div> |


EPA DOT

Fuel Economy and Environment



Gasoline Vehicle

Fuel Economy



18

MPG

combined city/hwy

16

city

22

highway

5.6 gallons per 100 miles

Standard SUVs range from 14 to 102 MPG. The best vehicle rates 132 MPGe.

You spend

\$4,250

more in fuel costs over 5 years compared to the average new vehicle.

Annual fuel cost

\$2,450

Fuel Economy & Greenhouse Gas Rating (tailpipe only)

Smog Rating (tailpipe only)

1

4

10

Best

1




6

10


Best

This vehicle emits 484 grams CO₂ per mile. The best emits 0 grams per mile (tailpipe only). Producing and distributing fuel also create emissions; learn more at fuelconomy.gov.

Actual results will vary for many reasons, including driving conditions and how you drive and maintain your vehicle. The average new vehicle gets 28 MPG and costs \$8,000 to fuel over 5 years. Cost estimates are based on 15,000 miles per year at \$2.95 per gallon. MPGe is miles per gasoline gallon equivalent. Vehicle emissions are a significant cause of climate change and smog.



Smartphone QR Code™



GOVERNMENT 5-STAR SAFETY RATINGS

Overall Vehicle Score

★★★★★

Based on the combined ratings of frontal, side and rollover. Should ONLY be compared to other vehicles of similar size and weight.

Frontal Crash

Driver Passenger

★★★★★

Based on the risk of injury in a frontal impact. Should ONLY be compared to other vehicles of similar size and weight.

Side Crash

Front seat Rear seat

★★★★★

Based on the risk of injury in a side impact.


Rollover


★★★★

Based on the risk of rollover in a single-vehicle crash.

Star ratings range from 1 to 5 stars (★★★★★), with 5 being the highest. Source: National Highway Traffic Safety Administration (NHTSA). www.safercar.gov or 1-888-327-4236


1FMJK2A86PEA55530





WARNING: Operating, servicing and maintaining a passenger vehicle, pickup truck, v vehicle can expose you to chemicals including engine exhaust, carbon monoxide, phlt lead, which are known to the State of California to cause cancer and birth defects or other reproductive harm. To minimize exposure, avoid breathing exhaust, do not idle the engine except as necessary, service your vehicle in a well-ventilated area and wear gloves or wash your hands frequently when servicing your vehicle. For more information go to www.P65Warnings.ca.gov/passenger-vehicle.

rates may apply. Text HELP for help



www.ford.com/help/privacy-terms/