



ford.com

VEHICLE DESCRIPTION

EXPEDITION MAX

2025 EXPED. KING RANCH 4X4  
KING RANCH 7-PASSENGER  
3.5L ECOBOOST V6 ENGINE  
10SPD AUTO TRANS W/SLCTSHFT

SE

A23097

EXTERIOR  
GLACIER GRAY METALLIC TC  
INTERIOR  
MESA DEL RIO LTH-TRIM STS

STANDARD EQUIPMENT INCLUDED AT NO EXTRA CHARGE

EXTERIOR

- 360 DEGREE ZONE LIGHTING
- ACTIVE AIR DAM
- DOOR HANDLES - BODY COLOR
- EASY FUEL® CAPLESS FILLER
- FORD SPLIT GATE
- HEADLAMPS-LED REFLECTOR
- HEAVY DUTY TRAILER TOW
- KING RANCH BADGING
- PANORAMIC VISTA ROOF®
- ROOF-RACK SIDE RAILS-BRGHT
- RUNNING BOARD-PWR DEPLOY
- SIGNATURE GRILLE LIGHTING
- SIGNATURE TAIL LAMPS
- TRAILER SWAY CONTROL
- WIPERS - RAIN-SENSING

INTERIOR

- 2ND ROW HTD/PWR FOLDING TIP-AND-SLIDE SEATS
- 3RD ROW 40/20/40 FLEX SEAT W/ POWERFOLD
- AMBIENT LIGHTING
- CARGO MANAGEMENT SYSTEM
- DEL RIO LEATHER:DOOR TRIM, WRAP STR WHL, CTR CONSOLE
- FLEX POWERED CONSOLE
- HTD STR WHL W/CRUISE&AUDIO
- HTD/VENTILATED FRT SEATS
- MEMORY DRIVER SEAT
- PEDALS-PWR ADJ W/MEMORY
- PWR TILT/TEL STR COL W/MEM
- TRI-ZONE AUTO CLIMATE CTRL


FUNCTIONAL

- 4-DR INTELLIGENT ACCESS
- 24" PANO DISPLAY - IP
- 13.2" CENTER TOUCH SCREEN
- B&O® UNLEASHED, 22 SPKR
- CONT. CONTROLLED DAMPING
- FORD CO-PILOT360™ACTIVE2.0
- HILL DESCENT CONTROL
- HILL START ASSIST
- INTELLIGENT 4WD SYSTEM
- PUSH-BUTTON START
- SIRIUSXM® W/360L- NA AK&HI
- TERRAIN MANAGEMENT SYSTEM W/ SELECTABLE DRIVE MODES
- TWO-SPEED TRANSFER CASE
- WIRELESS CHARGING PAD

SAFETY/SECURITY


- ADVANCED SECURITY PACK
- ADVANCETRAC™ WITH RSC®
- AIRBAGS - DUAL STAGE FRONT
- AIRBAGS - SAFETY CANOPY®
- AIRBAGS - SIDE IMPACT
- INDIV TIRE PRESS MONIT SYS
- LATCH CHILD SAFETY SYSTEM
- PERIMETER ALARM
- PERSONAL SAFETY SYSTEM™
- REAR OCCUPANT ALERT
- SOS POST-CRASH ALERT SYST™

INCLUDED ON THIS VEHICLE	(MSRP)	PRICE INFORMATION	(MSRP)
<b>EQUIPMENT GROUP 400A</b>		BASE PRICE	\$86,655.00
		TOTAL OPTIONS/OTHER	995.00
<b>OPTIONAL EQUIPMENT/OTHER</b>		TOTAL VEHICLE & OPTIONS/OTHER	87,650.00
2025 MODEL YEAR		DESTINATION & DELIVERY	1,995.00
GLACIER GRAY METALLIC TC	995.00		
.FORD CO-PILOT360 ACTIVE 2.0			
P275/50R22 A/S BSW TIRES			
BLUECRUISE EQUIP: 1 YEAR PLAN			
22" SINISTER BRONZE ALUM WHEEL			
CONNECT PKG: 1YR INCL.			
FRONT LICENSE PLATE BRACKET	NO CHARGE		

	RAMP ONE		TOTAL MSRP \$89,645.00
	CA3J	CONVOY	
	RAMP TWO	ITEM #: 21-7211 O/T 2	<div><div></div><div>Ford Credit</div></div> <div>Whether you decide to lease or finance your vehicle, you'll find the choices that are right for you. See your dealer for details or visit <a href="http://www.ford.com/finance">www.ford.com/finance</a>.</div>
	This label is affixed pursuant to the Federal Automobile Information Disclosure Act. Gasoline, License, and Title Fees, State and Local taxes are not included. Dealer installed options or accessories are not included unless listed above.		
			SD091 N RB 2X 520 000628 04 09 25


EPA DOT

Fuel Economy and Environment



Gasoline Vehicle

Fuel Economy



18

MPG

combined city/hwy

15

city

22

highway

5.6

gallons per 100 miles

Standard SUVs range from 12 to 115 MPG. The best vehicle rates 140 MPGe.

You spend

\$5,000

more in fuel costs over 5 years

compared to the average new vehicle.

Annual fuel cost

\$2,900

Fuel Economy & Greenhouse Gas Rating (tailpipe only)

Smog Rating (tailpipe only)

1

4

10

Best

1




6

10


Best

This vehicle emits 501 grams CO<sub>2</sub> per mile. The best emits 0 grams per mile (tailpipe only). Producing and distributing fuel also create emissions; learn more at [fuelconomy.gov](http://fuelconomy.gov).

Actual results will vary for many reasons, including driving conditions and how you drive and maintain your vehicle. The average new vehicle gets 28 MPG and costs \$9,500 to fuel over 5 years. Cost estimates are based on 15,000 miles per year at \$3.50 per gallon. MPGe is miles per gasoline gallon equivalent. Vehicle emissions are a significant cause of climate change and smog.



Smartphone QR Code™



GOVERNMENT 5-STAR SAFETY RATINGS

Overall Vehicle Score

Not Rated

Based on the combined ratings of frontal, side and rollover. Should ONLY be compared to other vehicles of similar size and weight.

Frontal Crash

Driver Passenger

Not Rated  
Not Rated

Side Crash

Front seat  
Rear seat

Not Rated  
Not Rated


Rollover


Not Rated

Based on the risk of rollover in a single-vehicle crash.

Star ratings range from 1 to 5 stars (★★★★★), with 5 being the highest. Source: National Highway Traffic Safety Administration (NHTSA). [www.safercar.gov](http://www.safercar.gov) or 1-888-327-4236


1FMJK1P89SEA23097





**WARNING:** Operating, servicing and maintaining a passenger vehicle, pickup truck, v vehicle can expose you to chemicals including engine exhaust, carbon monoxide, phtl lead, which are known to the State of California to cause cancer and birth defects or other reproductive harm. To minimize exposure, avoid breathing exhaust, do not idle the engine except as necessary, service your vehicle in a well-ventilated area and wear gloves or wash your hands frequently when servicing your vehicle. For more information go to [www.P65Warnings.ca.gov/passenger-vehicle](http://www.P65Warnings.ca.gov/passenger-vehicle).

rates may apply. Text HELP for help



[www.ford.com/help/privacy-terms/](http://www.ford.com/help/privacy-terms/)