



ford.com

VEHICLE DESCRIPTION

EXPEDITION MAX


2024 EXPED. PLATINUM 4X4
PLATINUM 7-PASSENGER
3.5L ECOBOOST V6 ENGINE
10SPD AUTO TRANS W/SLCTSHFT

EXTERIOR
STAR WHITE MET TRI-COAT
INTERIOR
BLK ONYX LEATHER-TRIM SEATS

RE A78742


STANDARD EQUIPMENT INCLUDED AT NO EXTRA CHARGE			
EXTERIOR <ul style="list-style-type: none">FWD FACING SPOTLIGHT-RH/LHGRILLE-SILVER LINING MESHHEADLAMPS -WIPER ACTIVATEDHEADLAMPS-LED REFLECTOR W/LED SIGNATURE LIGHTINGMIRRORS-PWR/HTD/AUTO-FOLD SIG/APRCH LAMP/MEM/AUTODIMPANORAMIC VISTA ROOF®POWER LIFTGATEROOF-RACK SIDE RAILS-BRGHTRUNNING BOARD-PWR DEPLOYTAILLAMPS/FOG LAMPS - LEDWIPERS - RAIN-SENSINGZONE LIGHTING	INTERIOR <ul style="list-style-type: none">110V/150W AC POWER OUTLET2ND ROW HEATED SEATS2ND ROW PWR FOLDING TIP-AND-SLIDE SEATSAMBIENT LIGHT/ILLUM ENTRYHTD LTHR WRAPPED STR WHL W/CRUISE AND AUDIO CTRLSHTD/VENTILATED FRT SEATSPEDALS-PWR ADJ W/MEMORYPOWERFOLD 3RD ROW SEATPWR TILT/TEL STR COL W/MEMTRI-ZONE AUTO CLIMATE CTRL	FUNCTIONAL <ul style="list-style-type: none">360-DEGREE CAMERAACTIVE NOISE CONTROLADVANCED CARGO MANAGERAUDIO -REAR SEAT CONTROLSB&O UNLEASHED, 22 SPKRCLASS IV TRLR TOW PREP PAKCNCTD NAV (1-YR TRIAL)FORD CO-PILOT360™ACTIVE2.0FORDPASS™ CONNECT 4GWI-FI HOTSPOT TELEMATICS MODEMIP CLSTR 12.4" DIGTL SCRΝSIRIUSXM® W/360L- NA AK&HISYNC®4A W/EVR & 15.5" SCRΝWIRELESS CHARGING PAD	SAFETY/SECURITY <ul style="list-style-type: none">ADVANCED SECURITY PACKADVANCETRAC™ WITH RSC®AIRBAGS - DUAL STAGE FRONTAIRBAGS - SAFETY CANOPY®AIRBAGS - SIDE IMPACTINDIV TIRE PRESS MONIT SYSLATCH CHILD SAFETY SYSTEMPERIMETER ALARMPERSONAL SAFETY SYSTEM™REAR OCCUPANT ALERTSOS POST-CRASH ALERT SYST™ WARRANTY <ul style="list-style-type: none">3YR/36,000 BUMPER / BUMPER5YR/60,000 POWERTRAIN5YR/60,000 ROADSIDE ASSIST

INCLUDED ON THIS VEHICLE	(MSRP)	PRICE INFORMATION	(MSRP)
EQUIPMENT GROUP 600A		BASE PRICE	\$86,800.00
OPTIONAL EQUIPMENT/OTHER		TOTAL OPTIONS/OTHER	7,065.00
2024 MODEL YEAR			
STAR WHITE MET TRI-COAT	995.00	TOTAL VEHICLE & OPTIONS/OTHER	93,865.00
.P285/45R22 A/S BSW TIRES		DESTINATION & DELIVERY	1,995.00
BLUECRUISE EQUIP: 3 YEAR PLAN	2,100.00		
HEAVY-DUTY TRAILER TOW PKG	995.00		
2ND ROW CAPTAIN CHAIR SEATS	NO CHARGE		
ROOF-RAIL CROSSBARS, BLACK	225.00		
CONTROLTRAC WITH 3.73 ELSD	1,500.00		
22" 6-SPK POLISHED ALUM WHLS	1,250.00		
FRONT LICENSE PLATE BRACKET	NO CHARGE		

	RAMP ONE		TOTAL MSRP \$95,860.00
	RH12	RAIL	
	RAMP TWO	ITEM #: 24-Z504 O/T 2	<div><div>Whether you decide to lease or finance your vehicle, you'll find the choices that are right for you. See your dealer for details or visit www.ford.com/finance.</div></div>
	This label is affixed pursuant to the Federal Automobile Information Disclosure Act. Gasoline, License, and Title Fees, State and Local taxes are not included. Dealer installed options or accessories are not included unless listed above.		
			RG231 R RB X 430 000662 07 23 24


EPA DOT

Fuel Economy and Environment



Gasoline Vehicle

Fuel Economy



18

MPG

combined city/hwy

16

city

22

highway

5.6

gallons per 100 miles

You spend

\$5,250

more in fuel costs over 5 years compared to the average new vehicle.

Standard SUVs range from 13 to 102 MPG. The best vehicle rates 140 MPGe.

Annual fuel cost

\$3,000

Fuel Economy & Greenhouse Gas Rating (tailpipe only)

Smog Rating (tailpipe only)

1

4

10

Best

1

6

10

Best

This vehicle emits 485 grams CO₂ per mile. The best emits 0 grams per mile (tailpipe only). Producing and distributing fuel also create emissions; learn more at fuelconomy.gov.

Actual results will vary for many reasons, including driving conditions and how you drive and maintain your vehicle. The average new vehicle gets 28 MPG and costs \$9,750 to fuel over 5 years. Cost estimates are based on 15,000 miles per year at \$3.60 per gallon. MPGe is miles per gasoline gallon equivalent. Vehicle emissions are a significant cause of climate change and smog.



Smartphone QR Code™



GOVERNMENT 5-STAR SAFETY RATINGS

Overall Vehicle Score

★★★★★

Based on the combined ratings of frontal, side and rollover. Should ONLY be compared to other vehicles of similar size and weight.

Frontal Crash

Driver Passenger

★★★★★

Based on the risk of injury in a frontal impact. Should ONLY be compared to other vehicles of similar size and weight.

Side Crash

Front seat Rear seat

★★★★★

Based on the risk of injury in a side impact.

Rollover

★★★★

Based on the risk of rollover in a single-vehicle crash.

Star ratings range from 1 to 5 stars (★★★★★), with 5 being the highest. Source: National Highway Traffic Safety Administration (NHTSA). www.safercar.gov or 1-888-327-4236

1FMJK1M83REA78742



**WARNING:** Operating, servicing and maintaining a passenger vehicle, pickup truck, v

vehicle can expose you to chemicals including engine exhaust, carbon monoxide, phtl

lead, which are known to the State of California to cause cancer and birth defects or other reproductive harm.

To minimize exposure, avoid breathing exhaust, do not idle the engine except as necessary, service your

vehicle in a well-ventilated area and wear gloves or wash your hands frequently when servicing your vehicle.

For more information go to www.P65Warnings.ca.gov/passenger-vehicle.

rates may apply. Text HELP for help



www.ford.com/help/privacy-terms/