



ford.com

VEHICLE DESCRIPTION

EXPEDITION MAX

SE A38827

STANDARD EQUIPMENT INCLUDED AT NO EXTRA CHARGE

EXTERIOR

• DOOR HANDLES - BODY COLOR
• EASY FUEL® CAPLESS FILLER
• FORD SPLIT GATE
• HEADLAMPS-LED REFLECTOR
• PRIVACY GLASS - REAR DOORS
• REAR INT WIPER/WASH/DFRST
• ROOF-RACK SIDE RAILS-BLACK
• RUNNING BOARDS - FIXED
• TAIL LAMPS - LED
• TRAILER SWAY CONTROL
• TRAILER TOW PREP PACK

INTERIOR

• 1TOUCH UP/DOWN DR/PASS WIN
• 2ND ROW 40/20/40 FOLD-FLAT
• AUTO-DIM REARVIEW MIRROR
• CARGO MANAGEMENT SYSTEM
• CENTER CONSOLE W/ARMREST
• DUAL ILLUM VIS VANITY MIRR
• POWERFOLD 3RD ROW SEAT
• ROTARY GEAR SHIFT DIAL
• STEERING:TILT/TELESCOPE,
CRUISE & AUDIO CONTROLS
• TRI-ZONE AUTO CLIMATE CTRL

FUNCTIONAL

• 4-WHEEL INDEPENDENT SUSP.
• 24" PANO DISPLAY - IP
13.2" CENTER TOUCH SCREEN
• AM/FM/MP3, 6 SPEAKERS
• HILL START ASSIST
• PUSH-BUTTON START
• SELECTABLE DRIVE MODES
• SIRIUSXM® W/360L- NA AK&HI

SAFETY/SECURITY

• ADVANCETRAC™ WITH RSC®
• AIRBAGS - DUAL STAGE FRONT
• AIRBAGS - SAFETY CANOPY®
• AIRBAGS - SIDE IMPACT
• INDIV TIRE PRESS MONIT SYS
• LATCH CHILD SAFETY SYSTEM
• PERIMETER ALARM
• PERSONAL SAFETY SYSTEM™
• REAR OCCUPANT ALERT
• SECURILOCK® ANTI-THEFT SYS
• SOS POST-CRASH ALERT SYST™

WARRANTY


• 3YR/36,000 BUMPER / BUMPER
• 5YR/60,000 POWERTRAIN
• 5YR/60,000 ROADSIDE ASSIST

INCLUDED ON THIS VEHICLE	(MSRP)	PRICE INFORMATION	(MSRP)
EQUIPMENT GROUP 200A		BASE PRICE	\$65,320.00
		TOTAL OPTIONS/OTHER	200.00
OPTIONAL EQUIPMENT/OTHER		TOTAL VEHICLE & OPTIONS/OTHER	65,520.00
.18" DARK ALLOY PNTD ALUM WHL		DESTINATION & DELIVERY	2,195.00
.FORD CO-PILOT360 ASSIST 2.0			
P265/70R18E A/T BSW TIRES			
FLR LNERS RW 1&2 (TRAY STYLE)	200.00		
CONNECTIVITY PKG 1 YEAR INCLUD			
FRONT LICENSE PLATE BRACKET	NO CHARGE		

	RAMP ONE		TOTAL MSRP \$67,715.00
	CF29	CONVOY	
	RAMP TWO	ITEM #:	Scan The QR Code to get more details about this vehicle
		24-J003 O/T 2	
	This label is affixed pursuant to the Federal Automobile Information Disclosure Act. Gasoline, License, and Title Fees, State and Local taxes are not included. Dealer installed options or accessories are not included unless listed above.		SF112 N RB 2X 530 000170 06 11 25


EPA DOT

Fuel Economy and Environment



Gasoline Vehicle

Fuel Economy



19

MPG

combined city/hwy

16

city

24

highway

5.3 gallons per 100 miles

You spend

\$4,250

more in fuel costs over 5 years compared to the average new vehicle.

Annual fuel cost

\$2,750

Fuel Economy & Greenhouse Gas Rating (tailpipe only)

Smog Rating (tailpipe only)

1

4

10

Best

1

6

10




Best

This vehicle emits 472 grams CO₂ per mile. The best emits 0 grams per mile (tailpipe only). Producing and distributing fuel also create emissions; learn more at fueleconomy.gov.


Actual results will vary for many reasons, including driving conditions and how you drive and maintain your vehicle. The average new vehicle gets 28 MPG and costs \$9,500 to fuel over 5 years. Cost estimates are based on 15,000 miles per year at \$3.50 per gallon. MPGe is miles per gasoline gallon equivalent. Vehicle emissions are a significant cause of climate change and smog.

fueleconomy.gov

Calculate personalized estimates and compare vehicles



Smartphone QR Code™



GOVERNMENT 5-STAR SAFETY RATINGS

Overall Vehicle Score

Not Rated

Based on the combined ratings of frontal, side and rollover. Should ONLY be compared to other vehicles of similar size and weight.

Frontal Crash

Driver Passenger

Not Rated Not Rated

Based on the risk of injury in a frontal impact. Should ONLY be compared to other vehicles of similar size and weight.

Side Crash

Front seat Rear seat

Not Rated Not Rated

Based on the risk of injury in a side impact.

Rollover

Not Rated

Based on the risk of rollover in a single-vehicle crash.

Star ratings range from 1 to 5 stars (★★★★★), with 5 being the highest. Source: National Highway Traffic Safety Administration (NHTSA). www.safercar.gov or 1-888-327-4236

1FMJK1H89SEA38827



 **WARNING:** Operating, servicing and maintaining a passenger vehicle, pickup truck, van, or off-road vehicle can expose you to chemicals including engine exhaust, carbon monoxide, phthalates, and lead, which are known to the State of California to cause cancer and birth defects or other reproductive harm. To minimize exposure, avoid breathing exhaust, do not idle the engine except as necessary, service your vehicle in a well-ventilated area and wear gloves or wash your hands frequently when servicing your vehicle. For more information go to www.P65Warnings.ca.gov/passenger-vehicle.

 **Protect®**

Insist on Ford Protect! The only extended service plan fully backed by Ford and honored at every Ford dealership in the U.S., Canada and Mexico. See your Ford dealer or visit www.FordOwner.com.

 **Credit**

Get Prequalified now at www.ford.com/finance