

INCLUDED ON THIS VEHICLE

(MSRP)

EQUIPMENT GROUP 400A

2024 MODEL YEAR

STAR WHITE METALLIC TRI-COAT

225/60R18 100H A/S BSW TIRES

18" ROCK MET PAINTED WHEEL

TECH PACKAGE #2

.REVERSE BRAKE ASSIST

.EVASIVE STEERING ASSIST

.B&O SYS/10SPK CNCT NAV 1YR TR

.LANE CENTERING ASSIST

.REAR PARKING SENSORS

.ADAPTIVE SPEED CONTROL

.MEMORY PACKAGE

.360 CAMERA W/SPLIT VIEW

.WIRELESS CHARGING

.10-WAY POWER DRIVER SEAT

.POWER 6-WAY PASSENGER SEAT

FRONT LICENSE PLATE BRACKET

995.00

3,700.00

NO CHARGE

PRICE INFORMATION

BASE PRICE

TOTAL OPTIONS/OTHER

TOTAL VEHICLE & OPTIONS/OTHER

DESTINATION & DELIVERY

\$35,190.00

5,165.00

40,355.00

1,495.00

DEALER INSTALLED OPTIONS

Roadside Assistance Kit


First Aid Kit

Illuminated Door Entry Keypad

70.00


50.00

350.00

	RAMP ONE		TOTAL MSRP \$41,850.00
	CO18	CONVOY	
	RAMP TWO	ITEM #: 53-G693 O/T 2	<div><div></div><div>Ford Credit</div></div> <div>Whether you decide to lease or finance your vehicle, you'll find the choices that are right for you. See your dealer for details or visit www.ford.com/finance.</div>
	This label is affixed pursuant to the Federal Automobile Information Disclosure Act. Gasoline, License, and Title Fees, State and Local taxes are not included. Dealer installed options or accessories are not included unless listed above.		
			RH081 N RB 2X 430 009037 08 08 24


EPA DOT

Fuel Economy and Environment



Gasoline Vehicle

Fuel Economy



39

MPG

combined city/hwy

42

city

36

highway

2.6 gallons per 100 miles

You save

\$2,750

in fuel costs over 5 years compared to the average new vehicle.

Small SUVs range from 14 to 123 MPG. The best vehicle rates 140 MPGe.

Annual fuel cost

\$1,400

Fuel Economy & Greenhouse Gas Rating (tailpipe only)

Smog Rating (tailpipe only)

1

7

10

Best

1

8


10

Best

This vehicle emits 225 grams CO₂ per mile. The best emits 0 grams per mile (tailpipe only). Producing and distributing fuel also create emissions; learn more at fuelconomy.gov.

Actual results will vary for many reasons, including driving conditions and how you drive and maintain your vehicle. The average new vehicle gets 28 MPG and costs \$9,750 to fuel over 5 years. Cost estimates are based on 15,000 miles per year at \$3.60 per gallon. MPGe is miles per gasoline gallon equivalent. Vehicle emissions are a significant cause of climate change and smog.

Smartphone QR Code™



GOVERNMENT 5-STAR SAFETY RATINGS

Overall Vehicle Score

★★★★★

Based on the combined ratings of frontal, side and rollover. Should ONLY be compared to other vehicles of similar size and weight.

Frontal Crash

Driver Passenger

★★★★★

Based on the risk of injury in a frontal impact. Should ONLY be compared to other vehicles of similar size and weight.

Side Crash

Front seat Rear seat

★★★★★

Based on the risk of injury in a side impact.


Rollover


★★★★

Based on the risk of rollover in a single-vehicle crash.

Star ratings range from 1 to 5 stars (★★★★★), with 5 being the highest. Source: National Highway Traffic Safety Administration (NHTSA). www.safercar.gov or 1-888-327-4236


1FMCU9NZ9RUA98007





WARNING: Operating, servicing and maintaining a passenger vehicle, pickup truck, v vehicle can expose you to chemicals including engine exhaust, carbon monoxide, phl lead, which are known to the State of California to cause cancer and birth defects or other reproductive harm. To minimize exposure, avoid breathing exhaust, do not idle the engine except as necessary, service your vehicle in a well-ventilated area and wear gloves or wash your hands frequently when servicing your vehicle. For more information go to www.P65Warnings.ca.gov/passenger-vehicle.

rates may apply. Text HELP for help



www.ford.com/help/privacy-terms/