



Go Further

ford.com

VEHICLE DESCRIPTION

ESCAPE

2016 ESCAPE SE 4WD  
105.9" WHEELBASE  
1.6L ECOBOOST  
6-SPEED SELECTSHIFT AUTO TR

EXTERIOR  
INGOT SILVER  
INTERIOR  
CHARCOAL BLACK CLOTH SEATS

GU B21506


STANDARD EQUIPMENT INCLUDED AT NO EXTRA CHARGE			
<b>EXTERIOR</b> <ul style="list-style-type: none"><li>17" SPARKLE SILVER-PAINTED ALLOY WHEELS</li><li>CHROME BELTLINE MOLDING</li><li>DOOR HANDLES - BODY COLOR</li><li>DUAL EXHAUST CHROME TIPS</li><li>DUAL POWER MIRRORS</li><li>FOG LAMPS</li><li>HALOGEN HEADLAMPS</li><li>HEADLAMP COURTESY DELAY</li><li>INTEGRATED BLIND SPOT MIRR</li><li>PRIVACY GLASS</li></ul>	<b>INTERIOR</b> <ul style="list-style-type: none"><li>60/40 SPLIT FOLD REAR SEAT</li><li>COAT HOOKS, 2</li><li>DUAL ILLUM VANITY MIRRORS</li><li>FLOORMATS-1ST AND 2ND ROW</li><li>ICE BLUE LIGHTING</li><li>ILLUMINATED ENTRY SYSTEM</li><li>SEATS-10-WAY PWR DR &amp; 4-WAY MANUAL PASS</li><li>TILT STEERING WHL/ CRUISE &amp; AUDIO CONTROLS</li></ul>	<b>FUNCTIONAL</b> <ul style="list-style-type: none"><li>AIR CONDITIONING</li><li>AM/FM SINGLE CD W/MP3</li><li>MESSAGE CTR: OUTSIDE TEMP, COMPASS, TRIP COMPUTER</li><li>MYKEY</li><li>POWER LOCKS AND WINDOWS</li><li>POWER STEERING W/EPAS</li><li>REAR VIEW CAMERA</li><li>REMOTE KEYLESS ENTRY</li><li>SECURICODE, KEYLESS ENTRY</li><li>SIRIUS SAT SVC N/A AK&amp;HI</li><li>SYNC</li></ul>	<b>SAFETY/SECURITY</b> <ul style="list-style-type: none"><li>ADVANCETRAC WITH RSC</li><li>AIRBAG - DRIVER KNEE</li><li>AIRBAGS - DUAL STAGE FRONT</li><li>AIRBAGS - FRONT SEAT MOUNTED SIDE IMPACT</li><li>AIRBAGS - SAFETY CANOPY</li><li>LATCH CHILD SAFETY SYSTEM</li><li>PERSONAL SAFETY SYSTEM</li><li>SECURILOCK PASS ANTI THEFT</li><li>SOS POST CRASH ALERT SYS</li><li>TIRE PRESSURE MONITOR SYS</li></ul> <b>WARRANTY</b> <ul style="list-style-type: none"><li>3YR/36,000 BUMPER / BUMPER</li><li>5YR/60,000 POWERTRAIN</li><li>5YR/60,000 ROADSIDE ASSIST</li></ul>

INCLUDED ON THIS VEHICLE	(MSRP)		(MSRP)
<b>EQUIPMENT GROUP 200A</b>		<b>PRICE INFORMATION</b>	
<b>OPTIONAL EQUIPMENT/OTHER</b>		BASE PRICE	\$27,540.00
SUPPLEMENTAL PTC HEATER		TOTAL OPTIONS/OTHER	2,030.00
CALIFORNIA EMISSIONS SYSTEM	NO CHARGE		
PANORAMIC VISTA ROOF	1,495.00	TOTAL VEHICLE & OPTIONS/OTHER	29,570.00
CARGO AREA PROTECTOR	90.00	DESTINATION & DELIVERY	895.00
SE COLD WEATHER PACKAGE	445.00		
.ALL WEATHER FLOOR MATS		<b>TOTAL BEFORE DISCOUNTS</b>	<b>30,465.00</b>
.POWER HEATED MIRRORS		<b>SYNC AND SOUND DISCOUNT</b>	<b>- 490.00</b>
.HEATED DRIVER & PSGR SEATS			
		<b>TOTAL SAVINGS</b>	<b>- 490.00</b>

	RAMP ONE		TOTAL MSRP	\$29,975.00
	RA2M		This label is affixed pursuant to the Federal Automobile Information Disclosure Act. Gasoline, License, and Title Fees, State and Local taxes are not included. Dealer installed options or accessories are not included unless listed above.	
	RAMP TWO	FINAL ASSEMBLY PLANT		
		LOUISVILLE		
	METHOD OF TRANSP.	ITEM #: 44-S700 O/T 2		
	RAIL	FJ281 N RB 2X 620 005828 09 28 15		


EPA DOT

Fuel Economy and Environment



Gasoline Vehicle

Fuel Economy



25 MPG

combined city/hwy

22 city

29 highway

4.0 gallons per 100 miles

You save \$0

in fuel costs over 5 years

compared to the average new vehicle.

Annual fuel cost \$1,800

Fuel Economy & Greenhouse Gas Rating (tailpipe only) 6




Smog Rating (tailpipe only) 5

This vehicle emits 355 grams CO<sub>2</sub> per mile. The best emits 0 grams per mile (tailpipe only). Producing and distributing fuel also create emissions; learn more at fueleconomy.gov.


Actual results will vary for many reasons, including driving conditions and how you drive and maintain your vehicle. The average new vehicle gets 25 MPG and costs \$9,000 to fuel over 5 years. Cost estimates are based on 15,000 miles per year at \$3.00 per gallon. MPGe is miles per gasoline gallon equivalent. Vehicle emissions are a significant cause of climate change and smog.

fueleconomy.gov

Calculate personalized estimates and compare vehicles



Smartphone QR Code™



GOVERNMENT 5-STAR SAFETY RATINGS

Overall Vehicle Score ★ ★ ★ ★

Based on the combined ratings of frontal, side and rollover. Should ONLY be compared to other vehicles of similar size and weight.

Frontal Crash

Driver Passenger

★ ★ ★ ★

★ ★ ★ ★

Based on the risk of injury in a frontal impact. Should ONLY be compared to other vehicles of similar size and weight.

Side Crash

Front seat Rear seat

★ ★ ★ ★ ★

★ ★ ★ ★ ★


Based on the risk of injury in a side impact.

Rollover


★ ★ ★ ★

Based on the risk of rollover in a single-vehicle crash.

Star ratings range from 1 to 5 stars (★★★★★), with 5 being the highest. Source: National Highway Traffic Safety Administration (NHTSA). www.safercar.gov or 1-888-327-4236




1FMCU9GX0GUB21506



Extended Service Plan

Ford ESP is the only extended service plan honored at every Ford dealership in the U.S. and Canada. See your dealer for additional details or visit [www.FordOwner.com](http://www.FordOwner.com) for more information.



FORD CREDIT

Choose the vehicle you want. Whether you decide to lease or finance, you'll find the choices that are right for you. See your Ford Dealer for details or visit [www.FordCredit.com](http://www.FordCredit.com).

1201510056041