

Go Further

ford.com

VEHICLE DESCRIPTION

EXPLORER

2016 PLATINUM EXPLORER 4WD  
112.6" WHEELBASE  
3.5L V6 ECOBOOST ENGINE  
6-SPEED AUTO TRANSMISSION

EXTERIOR  
RUBY RED METALLIC TC  
INTERIOR  
NIRVANA LTHR MED SOFT CERAM

GG C54538


STANDARD EQUIPMENT INCLUDED AT NO EXTRA CHARGE			
<b>EXTERIOR</b> <ul style="list-style-type: none"><li>AUTO HEADLAMPS</li><li>DOOR HANDLES - SATIN CHRМ</li><li>EXHAUST TIPS - CHROME</li><li>FOG LAMPS</li><li>LED SIGNATURE LAMPS</li><li>LED TAILLAMPS</li><li>MOONROOF</li><li>MIRRORS - PWR/HTD/PWR FOLD LED SIG/APPROACH LAMP/MEM</li><li>PRIVACY GLASS 2ND/3RD ROW</li><li>RAIN SENSING WIPERS</li><li>REAR SPOILER, BODY COLOR</li><li>ROOF RACK SIDE RAILS</li></ul>	<b>INTERIOR</b> <ul style="list-style-type: none"><li>2ND ROW HEATED SEATS</li><li>DUAL-ZONE ELECTRONIC AUTO CLIMATE CONTROL</li><li>HTD/COOLED DVR/PASS SEATS</li><li>HTD LTHR WRAPPED STR WHL W/CRUISE AND AUDIO CTRLS</li><li>MULTI-CONTOUR LEATHER BUCKET FRONT SEATS</li><li>LEATHER-WRAPPED INTERIOR</li><li>POWERFOLD 3RD ROW SEAT</li><li>PREM AUDIO SYS SONY W/ CLR PHASE&amp;LIVE ACOUSTICS</li><li>PWR TILT/TELE STR COLUMN</li><li>SCUFF PLATES - ILLUMINATED</li><li>WOODGRAIN INTERIOR ACCENTS</li></ul>	<b>FUNCTIONAL</b> <ul style="list-style-type: none"><li>ADAPTIVE CRUISE CONTROL</li><li>CLASS III TRAILER TOW PKG</li><li>ENHANCED ACTIVE PARK ASST</li><li>FRONT 180 DEGREE CAMERA</li><li>HILL DESCENT CONTROL</li><li>LANE-KEEPING SYSTEM</li><li>POWER STEERING W/EPAS</li><li>REAR VIEW CAMERA</li><li>REMOTE START</li><li>REVERSE SENSING SYSTEM</li><li>SIRIUS SAT SVC N/A AK&amp;HI</li><li>SYNC W/ MYFORD TOUCH</li><li>TERRAIN MANAGEMENT SYSTEM</li><li>TRAILER SWAY CONTROL</li><li>VOICE ACT NAVIGATION SYS</li></ul>	<b>SAFETY/SECURITY</b> <ul style="list-style-type: none"><li>ADVANCETRAC WITH RSC</li><li>AIRBAGS - DUAL STAGE FRONT</li><li>AIRBAGS - FRONT SEAT MOUNTED SIDE IMPACT</li><li>AIRBAGS - SAFETY CANOPY</li><li>FRONT PASS. KNEE AIRBAG</li><li>INDIV TIRE PRESS MONIT SYS</li><li>LATCH CHILD SAFETY SYSTEM</li><li>PERIMETER ALARM</li><li>SECURICODE KEYLESS KEYPAD</li><li>SOS POST CRASH ALERT SYS</li></ul> <b>WARRANTY</b> <ul style="list-style-type: none"><li>3YR/36,000 BUMPER / BUMPER</li><li>5YR/60,000 POWERTRAIN</li><li>5YR/60,000 ROADSIDE ASSIST</li></ul>

INCLUDED ON THIS VEHICLE	(MSRP)		(MSRP)
<b>EQUIPMENT GROUP 600A</b>		<b>PRICE INFORMATION</b>	
<b>OPTIONAL EQUIPMENT/OTHER</b>		BASE PRICE	\$52,970.00
2016 MODEL YEAR		TOTAL OPTIONS/OTHER	1,165.00
RUBY RED METALLIC TC	395.00		
.20" BRIGHT MACHINED FACE WHLS		TOTAL VEHICLE & OPTIONS/OTHER	54,135.00
.P255/50R20 A/S BSW TIRES		DESTINATION & DELIVERY	945.00
FLOOR MATS, ALL WEATHER	75.00		
2ND ROW BUCKET SEATS	695.00		
SELECT SHIFT TRANSMISSION			

	RAMP ONE		TOTAL MSRP	\$55,080.00
	CA8P		This label is affixed pursuant to the Federal Automobile Information Disclosure Act. Gasoline, License, and Title Fees, State and Local taxes are not included. Dealer installed options or accessories are not included unless listed above.	
	RAMP TWO	FINAL ASSEMBLY PLANT		
		CHICAGO		
	METHOD OF TRANSP.	ITEM #: 23-Z800 O/T 2		
	CONVOY	GC111 N RB 2X 640 005233 03 11 16		


EPA DOT

Fuel Economy and Environment



Gasoline Vehicle

Fuel Economy



18 MPG

combined city/hwy

16 city

22 highway

5.6 gallons per 100 miles

You spend

\$3,500

more in fuel costs over 5 years compared to the average new vehicle.

Standard SUVs range from 12 to 92 MPG. The best vehicle rates 119 MPGe.

Annual fuel cost

\$2,500

Fuel Economy & Greenhouse Gas Rating (tailpipe only)

Smog Rating (tailpipe only)

1

4

10

Best

1

5

10




Best

This vehicle emits 493 grams CO<sub>2</sub> per mile. The best emits 0 grams per mile (tailpipe only). Producing and distributing fuel also create emissions; learn more at fueleconomy.gov.


Actual results will vary for many reasons, including driving conditions and how you drive and maintain your vehicle. The average new vehicle gets 25 MPG and costs \$9,000 to fuel over 5 years. Cost estimates are based on 15,000 miles per year at \$3.00 per gallon. MPGe is miles per gasoline gallon equivalent. Vehicle emissions are a significant cause of climate change and smog.

fueleconomy.gov

Calculate personalized estimates and compare vehicles



Smartphone QR Code™



GOVERNMENT 5-STAR SAFETY RATINGS

Overall Vehicle Score

★★★★★

Based on the combined ratings of frontal, side and rollover. Should ONLY be compared to other vehicles of similar size and weight.

Frontal Crash

Driver Passenger

★★★★★

Based on the risk of injury in a frontal impact. Should ONLY be compared to other vehicles of similar size and weight.

Side Crash

Front seat Rear seat

★★★★★

Based on the risk of injury in a side impact.

Rollover

★★★★

Based on the risk of rollover in a single-vehicle crash.

Star ratings range from 1 to 5 stars (★★★★★), with 5 being the highest. Source: National Highway Traffic Safety Administration (NHTSA). www.safercar.gov or 1-888-327-4236



1FM5K8HT5GGC54538



FORD PROTECT

Insist on Ford Protect! The only extended service plan fully backed by Ford and honored at every Ford dealership in the U.S., Canada and Mexico. See your Ford dealer for additional details, or visit www.FordOwner.com for more information.



FORD CREDIT

Choose the vehicle you want. Whether you decide to lease or finance, you'll find the choices that are right for you. See your Ford Dealer for details or visit www.FordCredit.com.



Scan this code to experience this vehicle or text 1FGGC54538 to 48028

or Visit ford.com/windowsticker

Standard messaging & data plan rates may apply.