



Go Further

ford.com

VEHICLE DESCRIPTION

EXPLORER

2021 EXPLORER PLATINUM 4WD
119" WHEELBASE
3.0L ECOBOOST V6 ENGINE
10-SPEED AUTO TRANSMISSION

MG


B76489

EXTERIOR
STONE GRAY METALLIC

INTERIOR
LT SNDSTNE LTH SEAT SURFACE

STANDARD EQUIPMENT INCLUDED AT NO EXTRA CHARGE			
EXTERIOR <ul style="list-style-type: none">EASY FUEL® CAPLESS FILLERFRT/RR SKID PLATE ELEMENTSGRILLE - UNIQUE SATIN ALUMHEADLAMPS - ADAPTIVE LEDHEADLAMPS - AUTO LEDLED SIGNATURE LIGHTINGLIFTGATE - HANDS-FREEMIRRORS-PWR/HTD/AUTO-FOLD SIG/APRCH LAMP/MEM/AUTODIMPRIVACY GLASS - REAR DOORSQUAD TIP DUAL EXHAUSTROOF-RACK SIDE RAILS-SATINTAILLAMPS/FOG LAMPS - LEDTRAILER SWAY CONTROLWIPERS - RAIN-SENSING	INTERIOR <ul style="list-style-type: none">12" LCD DIGITAL IP CLUSTER2ND ROW HEATED SEATSAMBIENT LIGHT/ILLUM ENTRYAUTO-DIM REARVIEW MIRRORHTD LTHR WRAPPED STEERING WHEEL W/MOUNTED CONTROLSHTD/VENTILATED FRT SEATSLEATHER-WRAPPED INTERIORPOWERFOLD 3RD ROW SEATPWR TILT/TELE STR COLUMNROTARY GEAR SHIFT DIALSCUFF PLATES - ILLUMINATEDTRI-ZONE ELECTRNC TMP CTRLUSB A(1)/C(1)-1ST/2ND ROWSWOODGRAIN INTERIOR ACCENTS	FUNCTIONAL <ul style="list-style-type: none">360-DEGREE CAMERAACTIVE PARK ASSIST 2.0B&O SOUND SYSTEMCLASS III TRAILER TOW PKGFORD CO-PILOT360™ ASSIST+FORDPASS™ CONNECT 4GWI-FI HOTSPOT TELEMATICS MODEMREMOTE START SYSTEMREVERSE SENSING SYSTEMSIDE-WIND STABILIZATIONSYNC®3 W/TOUCHSCR/APPLINK®TERRAIN MANAGEMENT SYSTEMVOICE ACTIVATED NAVIGATIONWIRELESS CHARGING PAD	SAFETY/SECURITY <ul style="list-style-type: none">ADVANCETRAC® WITH RSC®AIRBAG-DRIVER/PASS KNEEAIRBAGS - DUAL STAGE FRONTAIRBAGS - FRONT SEAT MOUNTED SIDE IMPACTAIRBAGS - SAFETY CANOPY®INDIV TIRE PRESS MONIT SYSLATCH CHILD SAFETY SYSTEMPERIMETER ALARMPERSONAL SAFETY SYSTEM™SOS POST-CRASH ALERT SYST™ WARRANTY <ul style="list-style-type: none">3YR/36,000 BUMPER / BUMPER5YR/60,000 POWERTRAIN5YR/60,000 ROADSIDE ASSIST

INCLUDED ON THIS VEHICLE	(MSRP)	PRICE INFORMATION	(MSRP)
EQUIPMENT GROUP 601A		BASE PRICE	\$54,730.00
		TOTAL OPTIONS/OTHER	3,685.00
OPTIONAL EQUIPMENT/OTHER		TOTAL VEHICLE & OPTIONS/OTHER	58,415.00
.21" MACH ALUM WHL W/PTD PKT		DESTINATION & DELIVERY	1,245.00
P275/45R21 A/S BSW TIRES			
FLR LNERS/CARPET MATS:RWS 1&2	200.00		
2ND RW SPLT BENCH W/E-Z ENTRY	495.00		
50 STATE EMISSIONS	NO CHARGE		
TWIN PANEL MOONROOF	1,695.00		
PREMIUM TECHNOLOGY PACKAGE	1,295.00		
.14 SPEAKERS			
.10.1" LCD PORTRAIT TOUCHSCRN			
.MULTICONTOUR FRONT SEATS			
FRONT LICENSE PLATE BRACKET	NO CHARGE		

	RAMP ONE	CONVOY	ITEM #:	23-1670 O/T 2	 <div>Whether you decide to lease or finance your vehicle, you'll find the choices that are right for you. See your dealer for details or visit www.ford.com/finance.</div>
	CA22				
	RAMP TWO				
	This label is affixed pursuant to the Federal Automobile Information Disclosure Act. Gasoline, License, and Title Fees, State and Local taxes are not included. Dealer installed options or accessories are not included unless listed above.				MH101 N RB 2X 150 006749 08 10 21

EPA DOT

Fuel Economy and Environment

Gasoline Vehicle

Fuel Economy

20

combined city/hwy

18

city

24

highway

5.0 gallons per 100 miles

MPG

Standard SUVs range from 13 to 101 MPG. The best vehicle rates 141 MPGe.

You spend

\$2,500

more in fuel costs over 5 years

compared to the average new vehicle.

Annual fuel cost

\$2,000

Fuel Economy & Greenhouse Gas Rating (tailpipe only)

Smog Rating (tailpipe only)

1

4

10

Best

1

5


10




Best

This vehicle emits 445 grams CO₂ per mile. The best emits 0 grams per mile (tailpipe only). Producing and distributing fuel also create emissions; learn more at fuelconomy.gov.

Actual results will vary for many reasons, including driving conditions and how you drive and maintain your vehicle. The average new vehicle gets 27 MPG and costs \$7,500 to fuel over 5 years. Cost estimates are based on 15,000 miles per year at \$2.70 per gallon. MPGe is miles per gasoline gallon equivalent. Vehicle emissions are a significant cause of climate change and smog.

Smartphone QR Code™





fueleconomygov

Calculate personalized estimates and compare vehicles

GOVERNMENT 5-STAR SAFETY RATINGS

Overall Vehicle Score

★★★★★

Based on the combined ratings of frontal, side and rollover. Should ONLY be compared to other vehicles of similar size and weight.

Frontal Crash

Driver Passenger

★★★★★

Based on the risk of injury in a frontal impact. Should ONLY be compared to other vehicles of similar size and weight.

Side Crash

Front seat Rear seat

★★★★★

Based on the risk of injury in a side impact.

Rollover

★★★★


Based on the risk of rollover in a single-vehicle crash.

Star ratings range from 1 to 5 stars (★★★★★), with 5 being the highest. Source: National Highway Traffic Safety Administration (NHTSA). www.safercar.gov or 1-888-327-4236

AMERICA'S ALL TIME BEST-SELLING SUV

The FordPass Connect™ modem is active and sending vehicle data (e.g., diagnostics) to Ford. See in-vehicle Settings for connectivity options.


FordPass Connect™ service and FordPass™ App required for certain remote features (see App Terms for more information). Connected service and related feature functionality is subject to compatible AT&T-network availability. Evolving technology / cellular networks may affect functionality and availability, or continued provision of some features, prohibiting them from functioning. Message and data rates may apply. See your local Ford website for our privacy policy.



FORD PROTECT®

Insist on Ford Protect! The only extended service plan fully backed by Ford and honored at every Ford dealership in the U.S., Canada and Mexico. See your Ford dealer or visit www.FordOwner.com.

1FM5K8HC6MGB76489




WARNING:

Operating, servicing and maintaining a passenger vehicle, pickup truck, van, or off-road vehicle can expose you to chemicals including engine exhaust, carbon monoxide, phthalates, and lead, which are known to the State of California to cause cancer and birth defects or other reproductive harm. To minimize exposure, avoid breathing exhaust, do not idle the engine except as necessary, service your vehicle in a well-ventilated area and wear gloves or wash your hands frequently when servicing your vehicle. For more information go to www.P65Warnings.ca.gov/passenger-vehicle.

SCAN OR TEXT 1FMGB76489 TO 48028

Msg & Data rates may apply. Text HELP for help



www.ford.com/help/privacy-terms/

1202108180717