



VEHICLE DESCRIPTION

EXPLORER

2020 4DR LTD H EXPLORER 4WD  
119" WHEELBASE  
3.3L HYBRID ENGINE  
10-SPD MODULAR HYBRID TRANS

EXTERIOR  
AGATE BLACK  
INTERIOR  
SANDSTONE LTH-TRM-SEATS

LG C10985

STANDARD EQUIPMENT			
STANDARD EQUIPMENT INCLUDED AT NO EXTRA CHARGE IN THE BASE PRICE BELOW			
<b>EXTERIOR</b> <ul style="list-style-type: none"><li>• 360-DEGREE CAMERA</li><li>• AUTO HIGH BEAMS</li><li>• FOG LAMPS</li><li>• HANDS FREE LIFTGATE W/ FOOT ACTIVATION</li><li>• LED TAILLAMPS</li><li>• MIRRORS, DUAL POWER HEATED FOLDING W/MEM &amp; SIGNAL</li><li>• PRIVACY GLASS, REAR</li><li>• RAIN SENSING WIPERS</li><li>• ROOF RAILS</li></ul>	<b>INTERIOR</b> <ul style="list-style-type: none"><li>• 110V OUTLET</li><li>• AMBIENT LIGHTING</li><li>• B&amp;O AUDIO SYSTEM</li><li>• POWERPOINTS, FRT/REAR 12V</li><li>• SEAT, POWER DRIVER</li><li>• SEAT, POWER PASSENGER</li><li>• SEATS, FRONT HEATED/COOLED</li><li>• SECOND ROW HEATED SEAT</li><li>• SIRIUSXM® SATELLITE RADIO W/ 6-MONTH PREPAID SUBSCRIPTION</li><li>• STEER WHEEL, PWR TELESCOP</li><li>• TILT/TELESCOPING LEATHER WRAPPED STEERING WHEEL</li></ul>	<b>FUNCTIONAL</b> <ul style="list-style-type: none"><li>• A/C, TRI-ZONE ELECTRONIC</li><li>• ADAPTIVE CRUISE CONTROL</li><li>• BLIS W/CROSS TRAFFIC</li><li>• ELEC PWR ASSIST STEERING</li><li>• FORDPASS™ CONNECT</li><li>• FORW. &amp; REV SENSING SYSTEM</li><li>• HEATED STEERING WHEEL</li><li>• HILL START ASSIST</li><li>• LANE KEEPING SYSTEM</li><li>• PRE-COLLISION ASSIST W/AEB</li><li>• REMOTE KEYLESS ENTRY</li><li>• REMOTE VEHICLE START</li><li>• REVERSE CAMERA SYSTEM</li><li>• SYNC® 3</li><li>• VOICE-ACTIVATED NAVIGATION</li></ul>	<b>SAFETY/SECURITY</b> <ul style="list-style-type: none"><li>• ADVANCETRAC W/ ROLL STABILITY CONTROL</li><li>• AIRBAGS, DRIVER &amp; PASS</li><li>• LATCH CHILD RESTRAINT SYS</li><li>• PERIMETER ALARM</li><li>• PERSONAL SAFETY SYSTEM™</li><li>• SAFETY CANOPY</li><li>• SOS POST CRASH ALERT SYST</li><li>• TIRE PRESSURE MONITOR SYS</li></ul>
		<b>WARRANTY</b> <ul style="list-style-type: none"><li>• 3 YR/60,000 KM BASIC</li><li>• 5YEAR/100,000 KM POWERTRAIN</li><li>ROADSIDE ASSISTANCE 24 HRS</li></ul>	

INCLUDED ON THIS VEHICLE

(MSRP)\*

(MSRP)\*

EQUIPMENT GROUP 310A

•P255/55R20 SELF-SEAL A/S TIRE

•20" HAND POLISHED ALUM WHEELS

OPTIONAL EQUIPMENT/OTHER

2020 MODEL YEAR

FEDERAL EXCISE TAX

.P255/55R20 SELF-SEAL A/S TIRE

FLOOR LINERS

50 STATE EMISSIONS

TWIN PANEL MOONROOF

SPLSH GUARDS \*DLR INSTLD ACCY

FRONT LICENSE PLATE BRACKET

100.00

NO CHARGE

200.00

1,750.00

390.00

NO CHARGE

PRICE INFORMATION

BASE PRICE

TOTAL OPTIONS/OTHER

57,199.00

2,440.00


TOTAL VEHICLE & OPTIONS/OTHER

DESTINATION & DELIVERY

59,639.00

1,850.00


"THIS VEH. NOT INTENDED FOR SALE OR REGISTRATION IN US" RETAIL PRICES EXCLUDE GST/HST




SOLD TO/VENDU A Violette Motors Ltd 70 Chief Joanna Blvd, MMFN Edmundston NB CAN E7C 0C1		B30 260	RAMP ONE/ TERMINAL UN  CA62	DEALER NO./CONCESSIONNAIRE  B30 260	TOTAL MSRP \$61,489.00	
SHIP TO (IF OTHER THAN SOLD TO) / EXPEDIER A (SI AUTRE QUE L' ACHETEUR)		RAMP TWO/ TERMINAL DEUX	FINAL ASSEMBLY PLANT/ USINE DE MONTAGE  CHICAGO	* MANUFACTURER'S SUGGESTED RETAIL PRICE = MSRP  * NOTE: THIS PRICE HAS BEEN DEVELOPED AS A GUIDE. DEALERS MAY SELL FOR LESS AND ARE NOT UNDER ANY OBLIGATION TO ACCEPT THIS SUGGESTED RETAIL PRICE.		
SHIP THROUGH/EXPEDIER VIA		METHOD OF TRANSP / MODE DE TRANSPORT  CONVOY	ITEM #: B3-J310 O/T 1  SPECIAL ORDER			
			LF051 N RE 2X 015 000932 06 05 20			

Canada

ENERGUIDE

 Gasoline Vehicle  
Véhicule à essence

Fuel Consumption / Consommation de carburant

 9.6 combined/combinée

29 mi/gal

L/100 km

10.1 city ville

9.0 highway route

Annual fuel cost  
for an annual distance of 20,000 km, and an average fuel price of \$1.30 per litre

\$ 2 496

Coût annuel en carburant  
pour une distance annuelle de 20 000 km, et un prix moyen du carburant de 1,30 \$ par litre

Standard SUVs range from /  
Les VUS ordinaires font entre

2.5 - 17.7 L<sub>e</sub>/100 km

L<sub>e</sub> is gasoline litre equivalent  
L<sub>e</sub> signifie litre équivalent d'essence

Carbon Dioxide Rating / Indice de dioxyde de carbone

5

1 225 g CO<sub>2</sub>/km 10

Best/meilleur

Smog Rating / Indice de Smog

5

1 10

Best/meilleur

Estimates are based on Government of Canada approved criteria and testing methods. Vehicle's actual fuel consumption will vary.


Estimations établies selon des méthodes d'essai et des critères approuvés par le gouvernement du Canada. La consommation de carburant réelle du véhicule variera.

For more information visit

vehicles.nrcan.gc.ca

Pour plus d'information visitez

vehicules.rncan.gc.ca



U.S. GOVERNMENT SAFETY RATINGS  
COTES DE SÉCURITÉ DU GOUVERNEMENT AMÉRICAIN

Overall Vehicle Score /  
Cote globale du véhicule

★★★★★

Frontal Crash  
Collision frontale

Driver / Conducteur  
Passenger / Passager

★★★★★  
★★★★★

Side Crash  
Collision latérale

Front seat / Siège avant  
Rear seat / Siège arrière


★★★★★  
★★★★★


Rollover / Capotage

★★★★

Star ratings range from 1 to 5 stars (★★★★★), with 5 being the highest.  
Les cotes varient de 1 à 5 étoiles (★★★★★), 5 étant la cote la plus élevée.

Source: U.S. National Highway Traffic Safety Administration  
For more information / Pour de plus amples renseignements  
www.safercar.gov


  
1FM5K8FW9LGC10985

 FORD PROTECT

Insist on Ford Protect! The only extended service plan fully backed by Ford and honored at every Ford dealership in the US and Canada. See your Ford dealer for additional details, or visit www.ford.ca for more information.

custom accessories

Personalize your vehicle with Ford Custom Accessories. Genuine Ford Accessories are engineered for your vehicle and can be included under the Ford New Vehicle Limited Warranty. Certain conditions, limitations and exclusions apply. See your Dealer for details.



Scan code not operational at this time

FOR PLANT USE ONLY