



FORD PERFORMANCE

VEHICLE DESCRIPTION

SHELBY GT500

2022 SHELBY GT500 COUPE
4-PASSENGER SPORTS CAR
5.2L SUPERCHARGED V8
TREMEC 7-SPEED DUAL CLUTCH


EXTERIOR
CARBONIZED GRAY METALLIC
INTERIOR
EBONY LTHR-TRIM GRAY ACCENT

N5 502358

STANDARD EQUIPMENT INCLUDED AT NO EXTRA CHARGE

- | | | | |
|--|--|---|--|
| <p>EXTERIOR</p> <ul style="list-style-type: none"> • 2-PIECE VENT BRAKE ROTORS • ALUM FRONT BUMPER BEAM • AUTO HEADLAMPS • BREMBO™ BRAKE CALIPERS • EASY FUEL® CAPLESS FILLER • HID PROJECTOR HEADLAMPS • HOOD VENT • LED SIGNATURE LAMPS • LED TAILLAMPS W/ SEQUENTIAL TURN SIGNAL • MIRRORS -MAN-FOLD POWER W/ INTEGRATED BLIND SPOT • QUAD TIP DUAL EXHAUST • TIRE INFLATOR/SEALANT KIT • UNIQUE HOOD W/HOOD PINS | <p>INTERIOR</p> <ul style="list-style-type: none"> • 12" LCD DIGITAL IP CLUSTER • 1TOUCH UP/DOWN DR/PASS WIN • ALCANTARA®-WRAPPED STR WHL • AUTO-DIM REARVIEW MIRROR • CENTER CONSOLE W/ARMREST • CRUISE CONTROL • DUAL ILLUM VANITY MIRRORS • DUAL-ZONE ELECTRONIC AUTO CLIMATE CONTROL • FRONT FLOOR MATS - BLACK • GT500 EXCLUSIVE TRIM PKG • PADDLE SHIFTERS • TILT/TELESCOPE STR COLUMN • WINDOWS - GLOBAL OPEN | <p>FUNCTIONAL</p> <ul style="list-style-type: none"> • ELECTRONIC PWR ASST STEER • ENGINE OIL COOLER • FORDPASS™ CONNECT • INDEPENDENT REAR SUSPEN • INTELLIGENT ACCESS W/PUSH BUTTON START • LAUNCH CONTROL/LINE LOCK • MAGNERIDE® DAMPING SYSTEM • REAR VIEW CAMERA • REMOTE KEYLESS ENTRY • SYNC®3 W/8" TOUCHSCREEN • TORSEN® DIFFERENTIAL W/ 3.73 AXLE RATIO • TRACK APPS™ | <p>SAFETY/SECURITY</p> <ul style="list-style-type: none"> • ADVANCETRAC™ ESC • AIRBAG-DRIVER/PASS KNEE • AIRBAGS - DUAL STAGE FRONT • AIRBAGS - FRONT SEAT MOUNTED SIDE IMPACT • AIRBAGS - SIDE AIR CURTAIN • INDIV TIRE PRESS MONIT SYS • LATCH CHILD SAFETY SYSTEM • PERIMETER ALARM • SECURILOCK PASS ANTI THEFT • SOS POST CRASH ALERT SYS <p>WARRANTY</p> <ul style="list-style-type: none"> • 3YR/36000 BUMPER TO BUMPER • 5YR/60,000 POWERTRAIN • 5YR/60,000 ROADSIDE ASSIST |
|--|--|---|--|

INCLUDED ON THIS VEHICLE	(MSRP)		
EQUIPMENT GROUP 950A			
OPTIONAL EQUIPMENT/OTHER			
305(FR),315(RR)/30R20			
CLIMATE CTRL FRT SEAT-HTD/CLD TECHNOLOGY PACKAGE	3,000.00		
.B&O SOUND SYSTEM,12 SPKR			
.BLIS W/CROSS-TRAFFIC ALERT			
.VOICE-ACT TOUCHSCREEN NAV SYS HANDLING PACKAGE	1,750.00		
.ADJUSTABLE STRUT TOP MOUNTS			
*** GAS GUZZLER TAX ***	2,600.00		
50 STATE EMISSIONS	NO CHARGE		
DEALER INSTALLED OPTIONS			
Custom Satin Stretch Indoor Ca	395.00		



PRICE INFORMATION

BASE PRICE	\$76,820.00
TOTAL OPTIONS/OTHER	7,745.00
TOTAL VEHICLE & OPTIONS/OTHER	84,565.00
DESTINATION & DELIVERY	1,395.00



Included with your Shelby GT500 purchase is an experiential performance driving program provided by the Ford Performance Racing School.

Included with your GT500 Track Attack registration:

- Arrival day evening welcome dinner with other GT500 owners at the Charlotte Motor Speedway
- Classroom session on program day
- Performance driving exercises
- Catered lunch
- Lead-and-follow track sessions, followed by hot lap with instructor on Charlotte Motor Speedway
- Exclusive GT500 Track Attack participant gifts
- Memories to last a lifetime!


For all program details and to register to attend, visit www.gt500trackattack.com or contact the Ford Performance Racing School at 435.277.7333.

The complimentary GT500 Track Attack program is available only to original owners of the new Shelby GT500. Eligible participants who purchased and took delivery of a Shelby GT500 will have one calendar year from the date of delivery to register for and attend the GT500 Track Attack program. (See program website for participation qualifications and program terms.)

WWW.GT500TRACKATTACK.COM

	RAMP ONE		TOTAL MSRP \$85,960.00
	RY3E		
	RAMP TWO	RAIL	
		ITEM #: 23-0408 O/T 2	
<p>This label is affixed pursuant to the Federal Automobile Information Disclosure Act. Gasoline, License, and Title Fees, State and Local taxes are not included. Dealer installed options or accessories are not included unless listed above.</p>			<p>NH021 N RA 2X 245 000567 08 02 22</p>

Whether you decide to lease or finance your vehicle, you'll find the choices that are right for you. See your dealer for details or visit www.ford.com/finance.



EPA DOT Fuel Economy and Environment Gasoline Vehicle

Fuel Economy

14 MPG combined city/hwy

12 city

18 highway

Subcompact Cars range from 14 to 110 MPG. The best vehicle rates 142 MPGe.

You spend \$9,250 more in fuel costs over 5 years compared to the average new vehicle.

7.1 gallons per 100 miles

\$2,600 gas guzzler tax

Annual fuel cost \$3,150

Fuel Economy & Greenhouse Gas Rating (tailpipe only) **Smog Rating** (tailpipe only)

1 2 10 Best

1 3 10 Best

This vehicle emits 631 grams CO₂ per mile. The best emits 0 grams per mile (tailpipe only). Producing and distributing fuel also create emissions; learn more at fuelconomy.gov.

Actual results will vary for many reasons, including driving conditions and how you drive and maintain your vehicle. The average new vehicle gets 27 MPG and costs \$6,500 to fuel over 5 years. Cost estimates are based on 15,000 miles per year at \$2.95 per gallon. MPGe is miles per gasoline gallon equivalent. Vehicle emissions are a significant cause of climate change and smog.

fuelconomy.gov

Calculate personalized estimates and compare vehicles




GOVERNMENT 5-STAR SAFETY RATINGS

Overall Vehicle Score ★★★★★

Based on the combined ratings of frontal, side and rollover. Should ONLY be compared to other vehicles of similar size and weight.

Frontal Crash	Driver Passenger	★★★★★
----------------------	------------------	-------

Based on the risk of injury in a frontal impact. Should ONLY be compared to other vehicles of similar size and weight.


Side Crash	Front seat Rear seat	★★★★★
-------------------	----------------------	-------

Based on the risk of injury in a side impact.

Rollover ★★★★★

Based on the risk of rollover in a single-vehicle crash.

Star ratings range from 1 to 5 stars (★★★★★), with 5 being the highest. Source: National Highway Traffic Safety Administration (NHTSA). www.safercar.gov or 1-888-327-4236



The FordPass Connect™ modem is active and sending vehicle data (e.g., diagnostics) to Ford. See in-vehicle Settings for connectivity options.

FordPass Connect™ service and FordPass™ App required for certain remote features (see App Terms for more information). Connected service and related feature functionality is subject to compatible AT&T-network availability. Evolving technology / cellular networks may affect functionality and availability, or continued provision of some features, prohibiting them from functioning. Message and data rates may apply. See your local Ford website for our privacy policy.

1FA6P8SJ6N5502358




FORD PROTECT™

Insist on Ford Protect! The only extended service plan fully backed by Ford and honored at every Ford dealership in the U.S., Canada and Mexico. See your Ford dealer or visit www.FordOwner.com.

WARNING: Operating, servicing and maintaining a passenger vehicle, pickup truck, van, or off-road vehicle can expose you to chemicals including engine exhaust, carbon monoxide, phthalates, and lead, which are known to the State of California to cause cancer and birth defects or other reproductive harm. To minimize exposure, avoid breathing exhaust, do not idle the engine except as necessary, service your vehicle in a well-ventilated area and wear gloves or wash your hands frequently when servicing your vehicle. For more information go to www.P65Warnings.ca.gov/passenger-vehicle.

SCAN OR TEXT 1FN5502358 TO 48028

Msg & Data rates may apply. Text HELP for help



www.ford.com/help/privacy-terms/