



ford.com

VEHICLE DESCRIPTION

F-150 LIGHTNING

PW G14464

2023 F-150 4X4 SUPERCREW

145" WHEELBASE

DUAL EMOTOR-EXTND RANGE BAT

SINGLE-SPEED TRANSMISSION

EXTERIOR

CARBONIZED GRAY METALLIC

INTERIOR

BLACK INT W/BLACK LEATHER

STANDARD EQUIPMENT INCLUDED AT NO EXTRA CHARGE			
EXTERIOR	INTERIOR	FUNCTIONAL	SAFETY/SECURITY
<div><ul style="list-style-type: none">• BOX LIGHTING-LED• BOXLINK™• HEADLAMPS - AUTO HIGH BEAM• LARGE FRONT TRUNK AREA• LED PROJECTOR W/ DYNAMIC BENDING HEADLAMPS• LED SIDE-MIRROR SPOTLIGHTS• LOCKING REMOVABLE TAILGATE WITH TAILGATE ASSIST• PICKUP BOX TIE DOWN HOOKS• POWER MIRRORS - FOLDABLE• POWER UP/DOWN FRONT HOOD• POWER UP/DOWN TAILGATE• TWIN PANEL MOONROOF</div>	<div><ul style="list-style-type: none">• 10-WAY PWR DRV & MULTI-ADJ PWR FRT PASS• 2ND ROW HEATED SEATS• COLOR COORDINATED CARPET W/ UNIQUE CRPTD FLOOR MATS• HTD/VENTILATED FRT SEATS• INTERIOR WORK SURFACE• LEATHER WRAPPED STR WHEEL• PWR TILT/TEL STR COL W/MEM• REAR PARTITIONED LOCKABLE FOLD-FLAT STORAGE• SLIDING REAR WINDOW W/ DEFROST & PRIVACY GLASS• WOODGRAIN/CHROME ACCENTS</div>	<div><ul style="list-style-type: none">• 360-DEGREE CAMERA• ACTIVE PARK ASSIST 2.0• B&O UNLEASHED, 18 SPKR• BLUECRUISE EQUIP: 3 YR INC• EVASIVE STEERING ASSIST• FORDPASS CONNECT™ 4G HOTSPOT TELEMATICS MODEM• FORWARD SENSING SYSTEM• INTELL ADAPT CRUISE CTRL• LANE-KEEPING SYSTEM• MAX TRAILER TOW PKG• PHONE AS A KEY• SECURICODE, KEYLESS ENTRY• SYNC®4A W/EVR & 15.5" SCRNI• TOW TECHNOLOGY PKG</div>	<div><ul style="list-style-type: none">• ADVANCED SECURITY PACK• AIRBAGS - FRONT SEAT MOUNTED SIDE IMPACT• AIRBAGS - SAFETY CANOPY®• LED CTR HIGH MNT STOP LAMP• PERIMETER ALARM• SOS POST-CRASH ALERT SYSTM™</div>
			WARRANTY
			<div><ul style="list-style-type: none">• 3YR/36,000 BUMPER / BUMPER• 5YR/60,000 POWERTRAIN• 5YR/60,000 ROADSIDE ASSIST• 5YR/60,000 SAFETY RESTRAINT SYS• 8YR/100,000 ELECTRIC VEHICLE COMPONENTS</div>

INCLUDED ON THIS VEHICLE

EQUIPMENT GROUP 710A

•PLATINUM LIGHTNING SERIES

OPTIONAL EQUIPMENT/OTHER

.22" BRIGHT MACH EBONY PAINTED

.ZERO EMISSIONS VEHICLE

.275/50R22 BSW ALL-SEASON

.ELECTRIC DRIVE E-LOCK RR AXLE

8550# GVWR PACKAGE

FRONT LICENSE PLATE BRACKET

ADVANCED SECURITY PACK REMOVAL

LINER-TRAY STYLE-W/CARPET MAT

CHMSL CAMERA REMOVAL

ONBOARD SCALE/SMART HITCH RMVL

MOBILE POWER CORD (120V/240V)

INTEGRATED TRAILER BRAKE CONT

MULTICOUTOUR SEAT REMOVAL

DEALER INSTALLED OPTIONS

Bed Mat

First Aid Kit with Ford Logo

Pivot Storage Box by UnderCove

Bed Cargo Net Horizontal

(MSRP)

NO CHARGE

- 50.00

200.00

- 175.00

- 650.00

500.00

- 300.00

185.00

50.00

290.00

75.00

PRICE INFORMATION

BASE PRICE

TOTAL OPTIONS/OTHER

TOTAL VEHICLE & OPTIONS/OTHER

DESTINATION & DELIVERY


(MSRP)

\$91,995.00

125.00


92,120.00

1,995.00

	RAMP ONE		TOTAL MSRP \$94,115.00
	CA42		
	RAMP TWO	CONVOY	<div><div></div><div>Ford Credit</div></div> <div>Whether you decide to lease or finance your vehicle, you'll find the choices that are right for you. See your dealer for details or visit www.ford.com/finance.</div>
		ITEM #:	
		74-7284 O/T 1	
	This label is affixed pursuant to the Federal Automobile Information Disclosure Act. Gasoline, License, and Title Fees, State and Local taxes are not included. Dealer installed options or accessories are not included unless listed above.		SPECIAL ORDER
			I061 R 6B A6 365 004029 07 19 23

EPA DOT

Fuel Economy and Environment



Electric Vehicle

Fuel Economy

66

combined city/hwy

73

city

60

highway

51

kW-hrs per 100 miles

MPGe

Standard Pickup Trucks range from 12 to 70 MPGe. The best vehicle rates 132 MPGe.

You save

\$2,750


in fuel costs over 5 years compared to the average new vehicle.

Driving Range

When fully fueled, vehicle can travel about...

0 50 100 150 200 250 300 miles

Charge Time: 9.3 hours (240V)



300 miles

Annual fuel cost

\$1,050

Fuel Economy & Greenhouse Gas Rating (tailpipe only)

Smog Rating (tailpipe only)

1 9 10

Best

1 10

Best

This vehicle emits 0 grams CO2 per mile. The best emits 0 grams per mile (tailpipe only). Does not include emissions from generating electricity, learn more at fuelconomy.gov.

Actual results will vary for many reasons, including driving conditions and how you drive and maintain your vehicle. The average new vehicle gets 28 MPG and costs \$8,000 to fuel over 5 years. Cost estimates are based on 15,000 miles per year at \$14 per kW-hr. MPGe is miles per gasoline gallon equivalent. Vehicle emissions are a significant cause of climate change and smog.



Smartphone QR Code™



GOVERNMENT 5-STAR SAFETY RATINGS

Overall Vehicle Score

Not Rated

Based on the combined ratings of frontal, side and rollover. Should ONLY be compared to other vehicles of similar size and weight.

Frontal Crash

Driver Passenger

Not Rated Not Rated

Based on the risk of injury in a frontal impact. Should ONLY be compared to other vehicles of similar size and weight.

Side Crash

Front seat Rear seat

Not Rated Not Rated

Based on the risk of injury in a side impact.

Rollover

★★★★

Based on the risk of rollover in a single-vehicle crash.

Star ratings range from 1 to 5 stars (★★★★★), with 5 being the highest. Source: National Highway Traffic Safety Administration (NHTSA). www.safercar.gov or 1-888-327-4236

1FT6W1EV6PWG14464





WARNING: Operating, servicing and maintaining a passenger vehicle, pickup truck, van, or off-road vehicle can expose you to chemicals including phthalates and lead, which are known to the State of California to cause cancer and birth defects or other reproductive harm. To minimize exposure, wear gloves or wash your hands frequently when servicing your vehicle. For more information go to www.P65Warnings.ca.gov/passenger-vehicle.

SCAN OR TEXT 1FPW614464 TO 48028

Msg & Data rates may apply. Text HELP for help



www.ford.com/help/privacy-terms/