

VEHICLE DESCRIPTION

# LINCOLN NAVIGATOR

2024 NAV 4X4 RESERVE  
NAVIGATOR 7-PASSENGER  
TWIN-TURBOCHARGED 3.5L V6  
10-SPEED AUTOMATIC O/D TRAN

EXTERIOR  
INFINITE BLACK MET CC  
INTERIOR  
LTHR SEATING SURF BLACK ONLY

RE **L08781**

STANDARD EQUIPMENT INCLUDED AT NO EXTRA CHARGE			
<b>EXTERIOR</b> <ul style="list-style-type: none"><li>• GRILLE - CHROME MESH</li><li>• HEADLAMPS - ADAPTIVE PIXEL PROJECTOR</li><li>• LED FOG LAMPS</li><li>• LED TAILLAMPS</li><li>• LINCOLN EMBRACE</li><li>• MIRRORS-AUTOFOLD/SIGNAL/MEMORY/DRV AUTODIM/SECURITY APPROACH LAMPS</li><li>• PANORAMIC VISTA ROOF W/ POWER SHADE</li><li>• POWER ILLUMINATED RUNNING BOARDS</li><li>• POWER LIFTGATE</li></ul>	<b>INTERIOR</b> <ul style="list-style-type: none"><li>• 12" LCD DIG INSTR CLUSTER</li><li>• AMBIENT LIGHTING</li><li>• HEATED STEERING WHEEL</li><li>• PEDALS - PWR ADJ W/MEMORY</li><li>• POWER TILT/TELESCOPING STEERING WHEEL W/MEMORY</li><li>• POWERFOLD® 3RD ROW SEATS - ONE TOUCH FOLD-FLAT</li><li>• SEATS-HTD/VENTILATED FRONT W/DRIVER MEMORY</li><li>• SEATS-HTD/VENTILATED REAR</li><li>• TRI-ZONE CLIMATE CONTROL</li></ul>	<b>FUNCTIONAL</b> <ul style="list-style-type: none"><li>• 360 DEGREE CAMERA</li><li>• ADAPT SUSPEN W/RD PREVIEW</li><li>• CONNECTED NAV (1-YR INCL)</li><li>• DYNAMIC BRAKE SUPPORT</li><li>• FWD/SD/RR PARKING SENSORS</li><li>• HEAD-UP DISPLAY</li><li>• INTELL ACCESS W/PUSH START</li><li>• INTEL ADAPT CRUISE CONTROL</li><li>• LINCOLN DRIVE MODES</li><li>• PHONE AS A KEY</li><li>• PREM CONNECTIVITY:1YR PLAN</li><li>• SPEED SIGN RECOGNITION</li><li>• SYNC®4 W/EVR &amp; 13.2" SCRΝ</li><li>• WIRELESS CHARGING PAD</li></ul>	<b>SAFETY/SECURITY</b> <ul style="list-style-type: none"><li>• ADVANCETRAC™WITH RSC</li><li>• AIRBAGS-DUAL-STAGE FRONT</li><li>• AIRBAGS-SIDE IMPACT/SAFETY CANOPY SIDE AIR CURTAINS</li><li>• ENHANCED SECURITY SYSTEM</li><li>• PERIMETER ALARM</li><li>• PERSONAL SAFETY SYSTEM™</li><li>• PRE-COLLISION ASSIST W/AEB</li><li>• TIRE PRESSURE MONITOR SYS</li></ul>

INCLUDED ON THIS VEHICLE		(MSRP)	PRICE INFORMATION		(MSRP)
<b>EQUIPMENT GROUP 201A</b> •LUXURY PACKAGE		6,310.00	BASE PRICE		\$95,325.00
			TOTAL OPTIONS/OTHER		11,105.00
<b>OPTIONAL EQUIPMENT/OTHER</b>			TOTAL VEHICLE & OPTIONS/OTHER		106,430.00
HEAVY DUTY TRAILER TOW PKG		2,600.00	DESTINATION & DELIVERY		1,995.00
.TIERED CARGO AREA MANGMNT SYS					
.ELECTRONIC TRACTION ASSIST					
PERFECT POSITION ST W/ACT MOTN					
BLUECRUISE EQUIP: 4 YEAR INCL		NO CHARGE			
EMBRACE - LIT GRILLE STAR					
2ND ROW CAPTAIN W/PASS THRU		NO CHARGE			
ALL-WTHR FLOOR LINERS W/ MATS		200.00			
MONOCHROMATIC PACKAGE		1,995.00			
.BODY COLOR EXT MIRROR FINISH					
.MONOCHROMATIC LINCOLN BADGE					
.22" BLACK PAINTED ALUM WHEEL					
ENHANCED SECURITY ALARM					
FRONT LICENSE PLATE BRACKET		NO CHARGE			

	RAMP ONE		TOTAL MSRP \$108,425.00	
	CA1K			
	RAMP TWO	CONVOY		
		ITEM #: 22-S100 O/T 2		
	This label is affixed pursuant to the Federal Automobile Information Disclosure Act. Gasoline, License, and Title Fees, State and Local taxes are not included. Dealer installed options or accessories are not included unless listed above.		RA251 N RD 2X 425 000067 01 25 24	

**EPA DOT**

**Fuel Economy and Environment**

**Fuel Economy**

 **18** MPG

combined city/hwy city highway

**5.6** gallons per 100 miles

Standard SUVs range from 13 to 102 MPG. The best vehicle rates 140 MPGe.

**You spend \$5,250 more in fuel costs over 5 years** compared to the average new vehicle.

**Annual fuel cost \$3,000**

**Fuel Economy & Greenhouse Gas Rating** (tailpipe only) **Smog Rating** (tailpipe only)




**4** **1** **10** **Best** **6** **1** **10** **Best**

This vehicle emits 498 grams CO<sub>2</sub> per mile. The best emits 0 grams per mile (tailpipe only). Producing and distributing fuel also create emissions; learn more at fueleconomy.gov.

Actual results will vary for many reasons, including driving conditions and how you drive and maintain your vehicle. The average new vehicle gets 28 MPG and costs \$9,750 to fuel over 5 years. Cost estimates are based on 15,000 miles per year at \$3.60 per gallon. MPGe is miles per gasoline gallon equivalent. Vehicle emissions are a significant cause of climate change and smog.

**fueleconomy.gov**

Calculate personalized estimates and compare vehicles

**GOVERNMENT 5-STAR SAFETY RATINGS**


**Overall Vehicle Score Not Rated**

Based on the combined ratings of frontal, side and rollover. Should ONLY be compared to other vehicles of similar size and weight.

<b>Frontal Crash</b>	<b>Driver Passenger</b>	<b>Not Rated Not Rated</b>
Based on the risk of injury in a frontal impact. Should ONLY be compared to other vehicles of similar size and weight.		
<b>Side Crash</b>	<b>Front seat Rear seat</b>	<b>★★★★★ ★★★★★</b>
Based on the risk of injury in a side impact.		
<b>Rollover</b>	<b>★★★★</b>	
Based on the risk of rollover in a single-vehicle crash.		

Star ratings range from 1 to 5 stars (★★★★★), with 5 being the highest. Source: National Highway Traffic Safety Administration (NHTSA). [www.safercar.gov](http://www.safercar.gov) or 1-888-327-4236


**5LMJJ2LG5REL08781**



**WARNING:** Operating, servicing and maintaining a passenger vehicle, pickup truck, van, or off-road vehicle can expose you to chemicals including engine exhaust, carbon monoxide, phthalates, and lead, which are known to the State of California to cause cancer and birth defects or other reproductive harm. To minimize exposure, avoid breathing exhaust, do not idle the engine except as necessary, service your vehicle in a well-ventilated area and wear gloves or wash your hands frequently when servicing your vehicle. For more information go to [www.P65Warnings.ca.gov/passenger-vehicle](http://www.P65Warnings.ca.gov/passenger-vehicle).

SCAN OR TEXT 5LREL08781 TO 59173

Msg & Data rates may apply. Text HELP for help



[www.lincoln.com/help/privacy-terms/](http://www.lincoln.com/help/privacy-terms/)