



**FORD PERFORMANCE**

VEHICLE DESCRIPTION

# EDGE

2024 EDGE ST AWD  
5-PASSENGER  
2.7L V6 ECOBOOST ENGINE  
7-SPD AUTO TRANSMISSION

## RB A15674

EXTERIOR  
AGATE BLACK METALLIC  
INTERIOR  
EBONY LTHR-TRIM/SUEDE PERF

**STANDARD EQUIPMENT INCLUDED AT NO EXTRA CHARGE**

- |                                                                                                                                                                                                                                                                                                                                                                                                                                                                                                                          |                                                                                                                                                                                                                                                                                                                                                                                                                                                 |                                                                                                                                                                                                                                                                                                                                                                                                                                                                                 |                                                                                                                                                                                                                                                                                                                                                                                                                                      |
|--------------------------------------------------------------------------------------------------------------------------------------------------------------------------------------------------------------------------------------------------------------------------------------------------------------------------------------------------------------------------------------------------------------------------------------------------------------------------------------------------------------------------|-------------------------------------------------------------------------------------------------------------------------------------------------------------------------------------------------------------------------------------------------------------------------------------------------------------------------------------------------------------------------------------------------------------------------------------------------|---------------------------------------------------------------------------------------------------------------------------------------------------------------------------------------------------------------------------------------------------------------------------------------------------------------------------------------------------------------------------------------------------------------------------------------------------------------------------------|--------------------------------------------------------------------------------------------------------------------------------------------------------------------------------------------------------------------------------------------------------------------------------------------------------------------------------------------------------------------------------------------------------------------------------------|
| <p><b>EXTERIOR</b></p> <ul style="list-style-type: none"> <li>BELTLINE MOLDING - BLACK</li> <li>EASY FUEL® CAPLESS FILLER</li> <li>EXHAUST TIP - DUAL INTEGRATED</li> <li>FOG LAMPS-LED</li> <li>GRILLE - BLACK</li> <li>HEADLAMPS - ADAPTIVE LED</li> <li>HEADLAMPS - WIPER ACTIVATED</li> <li>LED SIGNATURE LIGHTING</li> <li>LIFTGATE - HANDS-FREE</li> <li>MIRRORS - PWR/HTD/MAN FOLD LED SIG/APPROACH LAMP/MEM</li> <li>PRIVACY GLASS - REAR DOORS</li> <li>TAILLAMPS-LED</li> <li>WIPERS - RAIN-SENSING</li> </ul> | <p><b>INTERIOR</b></p> <ul style="list-style-type: none"> <li>1TOUCH UP/DOWN DR/PASS WIN</li> <li>2ND ROW HEATED SEATS</li> <li>60/40 EASYFOLD REAR BENCH</li> <li>AMBIENT LIGHTING</li> <li>AUTO-DIM REARVIEW MIRROR</li> <li>DUAL-ZONE ELECTRONIC AUTO CLIMATE CONTROL</li> <li>PWR TILT/TEL STR COL W/MEM</li> <li>SEATS-HTD/CLD, 10-WAY PWR W/MEM DR &amp; 6-WAY PW PASS</li> <li>ST BOLSTERED BUCKET SEATS</li> <li>USB A AND C</li> </ul> | <p><b>FUNCTIONAL</b></p> <ul style="list-style-type: none"> <li>AUTO START STOP TECH</li> <li>B&amp;O SOUND SYSTEM, 12 SPKR</li> <li>CLASS II TRAILER TOW PKG</li> <li>FORD CO-PILOT360™</li> <li>FORD PERF TUNED SUSPENSION</li> <li>FORDPASS™ CONNECT 4GWI-FI HOTSPOT TELEMATICS MODEM</li> <li>INTELL ACCESS W/PUSH START</li> <li>REAR PARKING SENSORS</li> <li>REAR VIEW CAMERA</li> <li>SIRIUSXM® W/360L- NA AK&amp;HI</li> <li>SYNC®4A W/EVR &amp; 12" SCREEN</li> </ul> | <p><b>SAFETY/SECURITY</b></p> <ul style="list-style-type: none"> <li>ADVANCETRAC™ WITH RSC®</li> <li>AIRBAG-DRIVER/PASS KNEE</li> <li>AIRBAGS - DUAL STAGE FRONT</li> <li>AIRBAGS - FRONT SEAT MOUNTED SIDE IMPACT</li> <li>AIRBAGS - SAFETY CANOPY®</li> <li>INDIV TIRE PRESS MONIT SYS</li> <li>LATCH CHILD SAFETY SYSTEM</li> <li>PERIMETER ALARM</li> <li>PERSONAL SAFETY SYSTEM™</li> <li>SOS POST-CRASH ALERT SYST™</li> </ul> |
|--------------------------------------------------------------------------------------------------------------------------------------------------------------------------------------------------------------------------------------------------------------------------------------------------------------------------------------------------------------------------------------------------------------------------------------------------------------------------------------------------------------------------|-------------------------------------------------------------------------------------------------------------------------------------------------------------------------------------------------------------------------------------------------------------------------------------------------------------------------------------------------------------------------------------------------------------------------------------------------|---------------------------------------------------------------------------------------------------------------------------------------------------------------------------------------------------------------------------------------------------------------------------------------------------------------------------------------------------------------------------------------------------------------------------------------------------------------------------------|--------------------------------------------------------------------------------------------------------------------------------------------------------------------------------------------------------------------------------------------------------------------------------------------------------------------------------------------------------------------------------------------------------------------------------------|

<b>INCLUDED ON THIS VEHICLE</b>	<b>(MSRP)</b>		<b>(MSRP)</b>
<b>EQUIPMENT GROUP 401A</b>	5,340.00		
•ADAPT CRUISE W/S&G & LANE CTR			
•AUTO-DIM DRVR SDVIEW MIRROR			
•EVASIVE STEERING ASSIST			
•HEATED STEERING WHEEL			
•PANORAMIC VISTA ROOF			
•REMOTE START SYSTEM			
•UNIVERSAL GARAGE DOOR OPENER			
•WIRELESS CHARGING PAD			
<b>OPTIONAL EQUIPMENT/OTHER</b>			
265/40R21 A/S BSW TIRES	NO CHARGE		
CARGO ACCESSORY PACKAGE	290.00		
.CARGO MAT			
.REAR BUMPER PROTECTOR			
.RETRACTABLE CARGO AREA COVER			
CONNECTED NAV (1-YR INC)			
21" PREM PAINTED ALUM WHEELS	995.00		
50 STATE EMISSIONS	NO CHARGE		
MINI SPARE WHL/TIRE	100.00		
CARGO COMPARTMENT NET	50.00		
FRONT LICENSE PLATE BRACKET	NO CHARGE		
<b>DEALER INSTALLED OPTIONS</b>			
Locking Wheel Nuts	80.00		

**PRICE INFORMATION**


BASE PRICE	\$47,205.00
TOTAL OPTIONS/OTHER	6,855.00
<b>TOTAL VEHICLE &amp; OPTIONS/OTHER DESTINATION &amp; DELIVERY</b>	<b>54,060.00</b>
	<b>1,495.00</b>

Included with your ST purchase is an experiential performance driving program. Included with your ST SUV Experience registration:

- 1-day driving experience
- 1 guest experience
- 1-night hotel stay
- Welcome dinner reception for you and a guest
- Breakfast for you and a guest
- Catered lunch
- Exclusive ST SUV Experience participant gifts
- Memories to last a lifetime

For all program details and to register to attend, visit [www.stsuvexperience.com](http://www.stsuvexperience.com) or contact the Ford Performance Racing School at 435-27-SPEED (77333). The complimentary ST SUV Experience is available only to original owners of the new Edge ST. Eligible participants who purchased and took delivery of a qualifying Edge ST will have one calendar year from the date of delivery to register for and attend an ST SUV Experience. (See the program website for participation qualifications and program terms.)



	RAMP ONE		<b>TOTAL MSRP \$55,555.00</b>
	<b>RA5B</b>		
	RAMP TWO	<b>RAIL</b>	
		ITEM #: <b>52-M002 O/T 2</b>	
<p>This label is affixed pursuant to the Federal Automobile Information Disclosure Act. Gasoline, License, and Title Fees, State and Local taxes are not included. Dealer installed options or accessories are not included unless listed above.</p>			 <p>Whether you decide to lease or finance your vehicle, you'll find the choices that are right for you. See your dealer for details or visit <a href="http://www.ford.com/finance">www.ford.com/finance</a>.</p>
			<b>PK261 N RB 2X 415 000002 10 26 23</b>

**EPA DOT Fuel Economy and Environment**

**Fuel Economy**

**21 MPG** combined city/hwy

19 city 25 highway

4.8 gallons per 100 miles

**Annual fuel cost \$2,550**

Gasoline Vehicle

**You spend \$3,000** more in fuel costs over 5 years compared to the average new vehicle.


**Fuel Economy & Greenhouse Gas Rating** (tailpipe only) **4**

**Smog Rating** (tailpipe only) **5**

This vehicle emits 418 grams CO<sub>2</sub> per mile. The best emits 0 grams per mile (tailpipe only). Producing and distributing fuel also create emissions; learn more at [fuelconomy.gov](http://fuelconomy.gov).

**fueleconomy.gov**

Calculate personalized estimates and compare vehicles



Smartphone QR Code™

**GOVERNMENT 5-STAR SAFETY RATINGS**

**Overall Vehicle Score** ★★★★★

Based on the combined ratings of frontal, side and rollover. Should ONLY be compared to other vehicles of similar size and weight.

<b>Frontal Crash</b>	Driver Passenger	★★★★★
		★★★★★

Based on the risk of injury in a frontal impact. Should ONLY be compared to other vehicles of similar size and weight.

<b>Side Crash</b>	Front seat Rear seat	★★★★★
		★★★★★

Based on the risk of injury in a side impact.

**Rollover** ★★★★★

Based on the risk of rollover in a single-vehicle crash.

Star ratings range from 1 to 5 stars (★★★★★), with 5 being the highest. Source: National Highway Traffic Safety Administration (NHTSA). [www.safercar.gov](http://www.safercar.gov) or 1-888-327-4236

FordPass Connect™

Download the FordPass™ app\* and you can:

**Access Vehicle Control Features**

- Remotely start, lock and unlock your vehicle.
- Locate your vehicle and check approximate fuel range.
- Receive vehicle health alerts.


**Activate 4G LTE Wi-Fi Hotspot**

- New vehicles include a 3-month or 3GB data (whichever comes first) Wi-Fi trial.
- Connect up to ten Wi-Fi-equipped devices.

\*Compatible with select smartphone platforms. FordPass Connect™ service required (see App Terms for more information). Connected service and related feature functionality is subject to compatible AT&T-network availability. Evolving technology/cellular networks may affect functionality and availability, or continued provision of some features, prohibiting them from functioning. Message and data rates may apply. See your local Ford website for our privacy policy.

The FordPass Connect™ modem is active and sending vehicle data (e.g., diagnostics) to Ford. See in-vehicle Settings for connectivity options.

2FMPK4AP1RBA15674




**FORD PROTECT™**

Insist on Ford Protect! The only extended service plan fully backed by Ford and honored at every Ford dealership in the U.S., Canada and Mexico. See your Ford dealer or visit [www.FordOwner.com](http://www.FordOwner.com).

**WARNING:** Operating, servicing and maintaining a passenger vehicle, pickup truck, van, or off-road vehicle can expose you to chemicals including engine exhaust, carbon monoxide, phthalates, and lead, which are known to the State of California to cause cancer and birth defects or other reproductive harm. To minimize exposure, avoid breathing exhaust, do not idle the engine except as necessary, service your vehicle in a well-ventilated area and wear gloves or wash your hands frequently when servicing your vehicle. For more information go to [www.P65Warnings.ca.gov/passenger-vehicle](http://www.P65Warnings.ca.gov/passenger-vehicle).

SCAN OR TEXT 2FRBA15674 TO 48028

Msg & Data rates may apply. Text HELP for help



[www.ford.com/help/privacy-terms/](http://www.ford.com/help/privacy-terms/)