



ford.com

VEHICLE DESCRIPTION

# EXPLORER

2023 EXPLORER TIMBERLINE 4WD  
119" WHEELBASE  
2.3L ECOBOOST I-4 ENGINE  
10-SPEED AUTO TRANSMISSION

## PG B50398

EXTERIOR  
AGATE BLACK METALLIC  
INTERIOR  
DEEP CYPRESS ACTIVEX SEATS

STANDARD EQUIPMENT INCLUDED AT NO EXTRA CHARGE

**EXTERIOR**

- AUX LIGHT SWITCH & WIRING
- FRONT TOW HOOKS
- HEADLAMPS - AUTO LED
- LED SIGNATURE LIGHTING
- LIFTGATE SCUFF
- MIRRORS-MAN-FOLD DUAL PWR HEATED WITH APPROACH LAMPS
- POWER LIFTGATE
- ROOF-RACK SIDE RAILS-BLACK
- STEEL SKID PLATES - FRONT/ REAR / UNDERBODY
- TRAILER SWAY CONTROL
- UNIQUE GRILLE - DARK GRAY
- UNIQUE LED FOG LAMPS
- UNIQUE TIMBERLINE BADGES

**INTERIOR**

- 1ST & 2ND ROW FLOOR LINERS
- 1 TOUCH UP/DOWN DR/PASS WIN
- 3RD ROW - 50/50 FOLD FLAT
- HEATHERED CLTH SEAT INSERT
- HTD LTHR WRAPPED SPORT STYLE STR WHL W/MNTD CTRLS AND TILT/TELE STR COLUMN
- IP CLUSTER 6.5" LCD SCREEN
- POWERPOINTS - 12V
- PWR 10-WAY DRV/8-WAY PASS
- ROTARY GEAR SHIFT DIAL
- TANGERINE STITCH ACCENTS
- TRI-ZONE ELECTRNC TMP CTRL
- USB A(1) AND C(1)-1ST ROW

**FUNCTIONAL**

- 4-DR INTELL ACCESS LOCK/ UNLOCK W/PUSH-BUTTON START
- AM/FM/MP3, 6 SPEAKERS
- CLASS IV TRAILER TOW PKG
- FORD CO-PILOT360™ ASSIST+
- FORDPASS™ CONNECT
- REAR PARKING SENSORS
- REFRESH95
- REMOTE START SYSTEM
- SECURICODE KEYLESS KEYPAD
- SIRIUSXM® - SVC N/A AK&HI
- SYNC@3 8" SCR N W/APPLINK®
- TORSEN® LIM SLIP REAR AXLE
- VOICE ACTIVATED NAVIGATION

**SAFETY/SECURITY**

- ADVANCETRAC™ WITH RSC®
- AIRBAG-DRIVER/PASS KNEE
- AIRBAGS - DUAL STAGE FRONT
- AIRBAGS - FRONT SEAT MOUNTED SIDE IMPACT
- AIRBAGS - SAFETY CANOPY®
- INDIV TIRE PRESS MONIT SYS
- LATCH CHILD SAFETY SYSTEM
- PERIMETER ALARM
- PERSONAL SAFETY SYSTEM™
- SOS POST-CRASH ALERT SYS™

**WARRANTY**

- 3YR/36,000 BUMPER / BUMPER
- 5YR/60,000 POWERTRAIN
- 5YR/60,000 ROADSIDE ASSIST

INCLUDED ON THIS VEHICLE

(MSRP)

**EQUIPMENT GROUP 800A**

**OPTIONAL EQUIPMENT/OTHER**

|                                |           |
|--------------------------------|-----------|
| .18" BLK-PNTD ALUM WHLS        |           |
| .P265/65R18 A/T BSW TIRES      |           |
| 2ND RW SPLT BENCH W/E-Z ENTRY  | NO CHARGE |
| 50 STATE EMISSIONS             | NO CHARGE |
| TWIN PANEL MOONROOF            | 1,695.00  |
| 4G LTE WI-FI HOTSPOT CREDIT    | - 20.00   |
| TIMBERLINE TECHNOLOGY PACKAGE  | 1,695.00  |
| .B&O SOUND SYTEM W/12 SPEAKERS |           |
| .WIRELESS CHARGING PAD         |           |
| .110V/150W AC POWER OUTLET     |           |
| FRONT LICENSE PLATE BRACKET    | NO CHARGE |

**PRICE INFORMATION**

|                               |                  |
|-------------------------------|------------------|
| BASE PRICE                    | \$49,330.00      |
| TOTAL OPTIONS/OTHER           | 3,370.00         |
| TOTAL VEHICLE & OPTIONS/OTHER | 52,700.00        |
| DESTINATION & DELIVERY        | 1,595.00         |
| <b>TOTAL BEFORE DISCOUNTS</b> | <b>54,295.00</b> |
| <b>TIMBERLINE TECH DISC</b>   | <b>- 500.00</b>  |
| <b>TOTAL SAVINGS</b>          | <b>- 500.00</b>  |

**TOTAL MSRP \$53,795.00**



Whether you decide to lease or finance your vehicle, you'll find the choices that are right for you. See your dealer for details or visit [www.ford.com/finance](http://www.ford.com/finance).

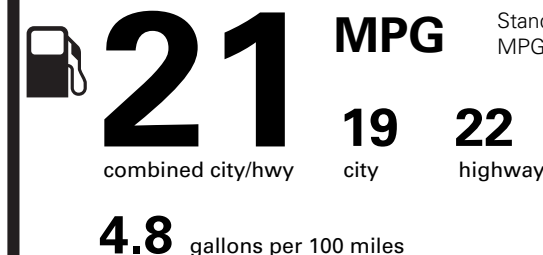
PJ111 R RB X 360 004455 09 11 23

This label is affixed pursuant to the Federal Automobile Information Disclosure Act. Gasoline, License, and Title Fees, State and Local taxes are not included. Dealer installed options or accessories are not included unless listed above.

EPA DOT Fuel Economy and Environment

Gasoline Vehicle

Fuel Economy




Standard SUVs range from 14 to 102 MPG. The best vehicle rates 132 MPGe.

You spend **\$2,500**

more in fuel costs over 5 years compared to the average new vehicle.

Annual fuel cost **\$2,100**

Fuel Economy & Greenhouse Gas Rating (tailpipe only) Smog Rating (tailpipe only)



This vehicle emits 433 grams CO<sub>2</sub> per mile. The best emits 0 grams per mile (tailpipe only). Producing and distributing fuel also create emissions; learn more at [fuelconomy.gov](http://fuelconomy.gov).

Actual results will vary for many reasons, including driving conditions and how you drive and maintain your vehicle. The average new vehicle gets 28 MPG and costs \$8,000 to fuel over 5 years. Cost estimates are based on 15,000 miles per year at \$2.95 per gallon. MPGe is miles per gasoline gallon equivalent. Vehicle emissions are a significant cause of climate change and smog.

**fuelconomy.gov**

Calculate personalized estimates and compare vehicles

Smartphone QR Code™



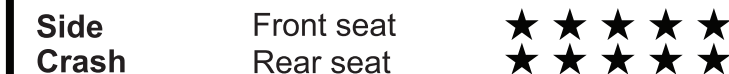
**GOVERNMENT 5-STAR SAFETY RATINGS**

**Overall Vehicle Score ★★★★★**

Based on the combined ratings of frontal, side and rollover. Should ONLY be compared to other vehicles of similar size and weight.



Based on the risk of injury in a frontal impact. Should ONLY be compared to other vehicles of similar size and weight.



Based on the risk of injury in a side impact.



Based on the risk of rollover in a single-vehicle crash.

Star ratings range from 1 to 5 stars (★★★★★), with 5 being the highest.

Source: National Highway Traffic Safety Administration (NHTSA).

[www.safercar.gov](http://www.safercar.gov) or 1-888-327-4236

1FMSK8JH9PGB50398



**WARNING:** Operating, servicing and maintaining a passenger vehicle, pickup truck, van, or off-road vehicle can expose you to chemicals including engine exhaust, carbon monoxide, phthalates, and lead, which are known to the State of California to cause cancer and birth defects or other reproductive harm. To minimize exposure, avoid breathing exhaust, do not idle the engine except as necessary, service your vehicle in a well-ventilated area and wear gloves or wash your hands frequently when servicing your vehicle. For more information go to [www.P65Warnings.ca.gov/passenger-vehicle](http://www.P65Warnings.ca.gov/passenger-vehicle).

SCAN OR TEXT 1FPGB50398 TO 48028

Msg & Data rates may apply. Text HELP for help



[www.ford.com/help/privacy-terms/](http://www.ford.com/help/privacy-terms/)