



Go Further

ford.com

VEHICLE DESCRIPTION

F-150

2015 F-150 4X4 SUPERCREW  
145" WHEELBASE  
5.0L V8 FFV ENGINE  
ELEC 6-SPEED AUTO W/TOW MOD

FK D04636

EXTERIOR  
RUBY RED METALLIC TINTED CC  
INTERIOR  
BLACK LTHR TRIM BUCKET SEAT

STANDARD EQUIPMENT INCLUDED AT NO EXTRA CHARGE

EXTERIOR

- BOXLINK
- EASY FUEL CAPLESS FILLER
- FOG LAMPS
- FULLY BOXED STEEL FRAME
- LED BOX LIGHTING
- LOCKING REMOVABLE TAILGATE
- PICKUP BOX TIE DOWN HOOKS
- POWER SLIDING REAR WINDOW W/DEFROST & PRIVACY TINT
- SPARE TIRE & WHEEL LOCK
- TOW HOOKS
- WHEEL LIP MOLDINGS - BODY COLOR

INTERIOR

- 8.0" CTR STACK TOUCH SCRIN
- 8.0" PRODUCTIVITY SCREEN
- 10-WAY PWR DRV/PASS SEATS
- A/C W/DUAL CLIMATE CONTROL
- ADJUST PEDALS W/MEMORY
- AMBIENT LIGHTING
- AUTO DIM REARVIEW MIRROR
- COLOR COORDINATED CARPET AND FLOOR MATS
- HTD/COOLED DVR/PASS SEATS
- LEATHER TRIMMED SEATS
- LEATHER WRAPPED STR WHEEL
- MEMORY DRIVER SEAT
- SIRIUS SAT SVC N/A AK&HI
- TILT/TELESCOPE STR COLUMN

FUNCTIONAL

- 2-SPEED AUTOMATIC 4WD
- 4-WHEEL DISC BRAKES W/ABS
- 12V AUXILIARY POWER POINT
- AUTOLAMP-AUTO ON/OFF HDLMP
- CLASS IV TRAILER HITCH W/ SMART TRLR TOW CONNECTOR
- HILL START ASSIST
- OUTBOARD MNTD REAR SHOCKS
- POWER TAILGATE LOCK
- PWR FOLD/HEAT/SIG/MEM MIRR
- REAR VIEW CAMERA
- SELECTSHIFT TRANSMISSION
- SYNC W/ MYFORD TOUCH
- TRAILER SWAY CONTROL
- WIPER ACTIVATED HEADLAMPS

SAFETY/SECURITY

- ADVANCED SECURITY PACK
- ADVANCETRAC WITH RSC
- AIRBAGS - FRONT SEAT MOUNTED SIDE IMPACT
- AIRBAGS - SAFETY CANOPY
- CTR HIGH MOUNT STOP LAMP
- INTELLIGENT ACCESS W/ PUSH BUTTON START
- MYKEY
- SOS POST CRASH ALERT SYS
- TIRE PRESSURE MONITOR SYS

WARRANTY

- 3YR/36,000 BUMPER / BUMPER
- 5YR/60,000 POWERTRAIN
- 5YR/60,000 ROADSIDE ASSIST

INCLUDED ON THIS VEHICLE

EQUIPMENT GROUP 502A

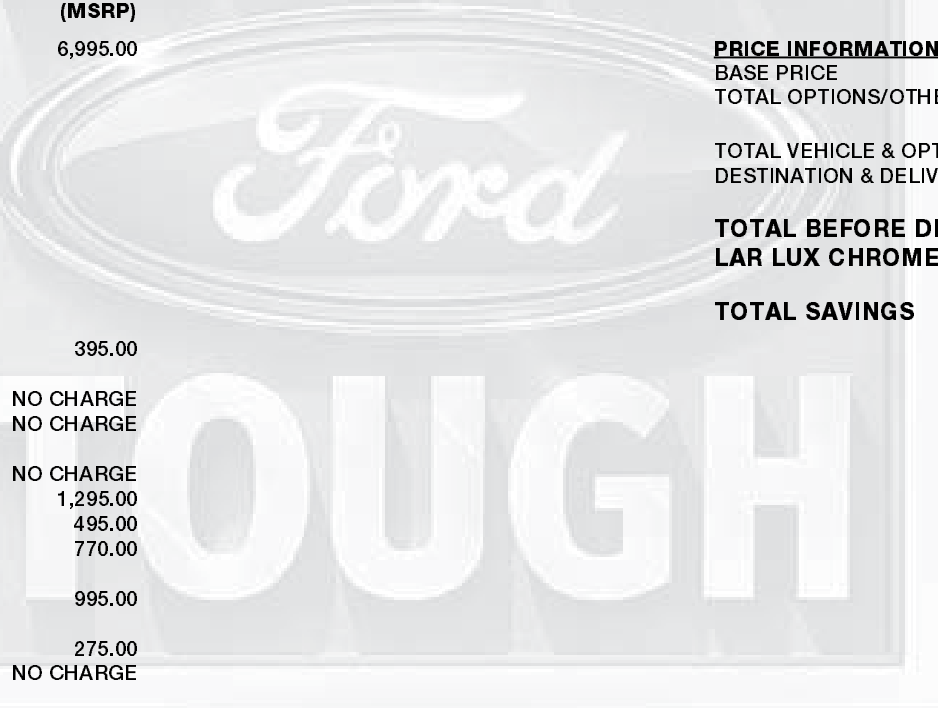
- LARIAT SERIES
- BLIS (BLIND SPOT INFO SYSTEM)
- REMOTE START
- REVERSE SENSING SYSTEM
- LED SIDE-MIRROR SPOTLIGHTS
- 110V/400W OUTLET
- SONY SINGLE CD W/ HD RADIO
- VOICE-ACTIVATED NAVIGATION

OPTIONAL EQUIPMENT/OTHER

- 2015 MODEL YEAR
- RUBY RED METALLIC TINTED CC
- . SELECTSHIFT TRANSMISSION
- 275/55R20 OWL ALL-TERRAIN
- 3.31 ELECTRONIC LOCK RR AXLE
- 7000# GVWR PACKAGE
- FRONT LICENSE PLATE BRACKET
- TWIN PANEL MOONROOF
- TRAILER TOW PACKAGE
- FX4 OFF-ROAD PACKAGE
- . SKID PLATES
- 20" CHROME-LIKE PVD WHEELS
- 23 GALLON FUEL TANK
- INTEGRATED TRAILER BRAKE CONT
- LARIAT CHROME APPEARANCE PKG
- . CHROME ANGULAR STEP BAR

(MSRP)

6,995.00



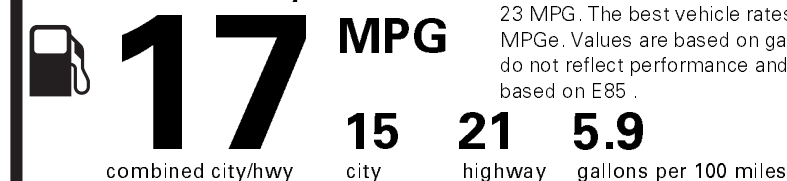
PRICE INFORMATION

BASE PRICE	\$44,465.00
TOTAL OPTIONS/OTHER	11,220.00
TOTAL VEHICLE & OPTIONS/OTHER	55,685.00
DESTINATION & DELIVERY	1,195.00
<b>TOTAL BEFORE DISCOUNTS</b>	<b>56,880.00</b>
<b>LAR LUX CHROME OR SPRT</b>	<b>- 1,500.00</b>
<b>TOTAL SAVINGS</b>	<b>- 1,500.00</b>

EPA DOT Fuel Economy and Environment

E85 Flexible-Fuel Vehicle Gasoline-Ethanol (E85)

Fuel Economy



Standard Pickup Trucks range from 15 to 23 MPG. The best vehicle rates 119 MPGe. Values are based on gasoline and do not reflect performance and ratings based on E85.

You spend **\$4,500**

more in fuel costs over 5 years compared to the average new vehicle.


Driving Range



Annual fuel cost

**\$3,100**

Fuel Economy & Greenhouse Gas Rating (tailpipe only) Smog Rating (tailpipe only)



This vehicle emits 521 grams CO<sub>2</sub> per mile. The best emits 0 grams per mile (tailpipe only). Producing and distributing fuel also create emissions; learn more at fueleconomy.gov.

Actual results will vary for many reasons, including driving conditions and how you drive and maintain your vehicle. The average new vehicle gets 24 MPG and costs \$11,000 to fuel over 5 years. Cost estimates are based on 15,000 miles per year at \$3.50 per gallon. This is a dual fueled automobile. MPGe is miles per gasoline gallon equivalent. Vehicle emissions are a significant cause of climate change and smog.

fueleconomy.gov

Calculate personalized estimates and compare vehicles



Smartphone QR Code



GOVERNMENT 5-STAR SAFETY RATINGS

Overall Vehicle Score To Be Rated

Based on the combined ratings of frontal, side and rollover. Should ONLY be compared to other vehicles of similar size and weight.

Frontal Crash Driver Passenger To Be Rated To Be Rated

Based on the risk of injury in a frontal impact. Should ONLY be compared to other vehicles of similar size and weight.

Side Crash Front seat Rear seat To Be Rated To Be Rated

Based on the risk of injury in a side impact.

Rollover To Be Rated

Based on the risk of rollover in a single-vehicle crash.

Star ratings range from 1 to 5 stars (★★★★★), with 5 being the highest.

Source: National Highway Traffic Safety Administration (NHTSA).

www.safercar.gov or 1-888-327-4236

**38 YEARS FORD**

**F - S E R I E S**

**AMERICA'S BEST SELLING TRUCK**



Scan this code to experience this vehicle or text 1FFKD04636 to 48028

or Visit ford.com/windowsticker

Standard messaging & data plan rates may apply.

	RAMP ONE		<b>TOTAL MSRP \$55,380.00</b>
	CA5B		
	RAMP TWO	FINAL ASSEMBLY PLANT	This label is affixed pursuant to the Federal Automobile Information Disclosure Act. Gasoline, License, and Title Fees, State and Local taxes are not included. Dealer installed options or accessories are not included unless listed above.
		KANSAS CITY	
	METHOD OF TRANSP.	ITEM #: 52-1101 O/T 2	
	CONVOY	FB242 N RB 2X 530 000796 02 24 15	



1FTEW1EF1FKD04636



Ford ESP is the only extended service plan honored at every Ford dealership in the U.S. and Canada. See your dealer for additional details or visit www.FordOwner.com for more information.



Choose the vehicle you want. Whether you decide to lease or finance, you'll find the choices that are right for you. See your Ford Dealer for details or visit www.FordCredit.com.