

Go Further

ford.com

VEHICLE DESCRIPTION

TRANSIT CONNECT

2021 XL CARGO VAN LWB
121" WHEELBASE
2.0L GDI I4 ENGINE
8 SPD AUTO TRANSAXLE

EXTERIOR
FROZEN WHITE METALLIC
INTERIOR
EBONY CLOTH SEATS

M1 486621

STANDARD EQUIPMENT INCLUDED AT NO EXTRA CHARGE

EXTERIOR

- BODY SIDE MOLDINGS - BLACK
- BUMPERS - BLACK
- DOOR HANDLES - BLACK
- DOORS - DUAL SLIDING SIDE, 180-DEGREE SWING-OUT REAR
- GRILLE - 3-BAR, BLACK
- HEADLAMPS - AUTOLAMP (ON/OFF)
- WIPERS - RAIN-SENSING

INTERIOR

- 6-WAY MANUAL DRIVER/4-WAY MANUAL PASSENGER SEATS
- AIR COND, MANUAL FRONT
- BLACK VINYL FLOOR COVERING
- CARGO TIE-DOWN HOOK(S)
- FLOOR CNSLE W/ CUPHOLDERS
- OVERHEAD STOWAGE SHELF
- POWERPOINTS - 12V (2)
- SMART CHARGING USB PORT(1)
- STEERING - TILT/TELESCOPIC

FUNCTIONAL

- BRAKES, 4-WHEEL DISC/ABS
- FORDPASS™ CONNECT 4GWI-FI HOTSPOT TELEMATICS MODEM
- FRONT WHEEL DRIVE
- FUEL TANK - -15.8 GAL
- HILL START ASSIST
- LIGHT, REAR CARGO
- POWER STEERING W/EPAS
- POWER WINDOWS & LOCKS
- PRE-COLLISION ASSIST W/AEB
- REAR VIEW CAMERA
- REMOTE KEYLESS ENTRY

SAFETY/SECURITY

- ADVANCETRAC WITH RSC
- AIRBAGS - DUAL STAGE FRONT
- AIRBAGS - FRONT SEAT MOUNTED SIDE IMPACT
- AIRBAGS - SIDE AIR CURTAINS
- EMERGENCY BRAKE ASSIST
- SECURILOCK PASS ANTI THEFT
- TIRE PRESSURE MONITOR SYS

INCLUDED ON THIS VEHICLE
ORDER CODE 100A

OPTIONAL EQUIPMENT/OTHER

50 STATE EMISSIONS
HEAVY DUTY BATTERY
CRUISE CONTROL
FIXED REAR GLASS
REVERSE SENSING SYSTEM
KEY FOBS - 2 ADDITIONAL

(MSRP)


NO CHARGE
NO CHARGE
225.00
295.00
295.00
65.00

PRICE INFORMATION

BASE PRICE \$25,655.00
TOTAL OPTIONS/OTHER 880.00


TOTAL VEHICLE & OPTIONS/OTHER 26,535.00
DESTINATION & DELIVERY 1,395.00

(MSRP)

	RAMP ONE		TOTAL MSRP \$27,930.00
	CA14		
	RAMP TWO	CONVOY	<div><p>Whether you decide to lease or finance your vehicle, you'll find the choices that are right for you. See your dealer for details or visit www.ford.com/finance.</p></div>
		ITEM #: 24-1001 O/T 2	
	This label is affixed pursuant to the Federal Automobile Information Disclosure Act. Gasoline, License, and Title Fees, State and Local taxes are not included. Dealer installed options or accessories are not included unless listed above.		LJ103 N RB32X 115 003411 09 10 20


EPA DOT

Fuel Economy and Environment



Gasoline Vehicle

Fuel Economy



25

combined city/hwy

MPG

24 city 27 highway

Spec. Purpose Vehicles range from 15 to 26 MPG. The best vehicle rates 141 MPGe.

You spend \$500 more in fuel costs over 5 years compared to the average new vehicle.

Annual fuel cost \$1,600

Fuel Economy & Greenhouse Gas Rating (tailpipe only) **Smog Rating** (tailpipe only)

1 5 10

Best

1 6 10




Best

This vehicle emits 350 grams CO₂ per mile. The best emits 0 grams per mile (tailpipe only). Producing and distributing fuel also create emissions; learn more at fuelconomy.gov.


Actual results will vary for many reasons, including driving conditions and how you drive and maintain your vehicle. The average new vehicle gets 27 MPG and costs \$7,500 to fuel over 5 years. Cost estimates are based on 15,000 miles per year at \$2.70 per gallon. MPGe is miles per gasoline gallon equivalent. Vehicle emissions are a significant cause of climate change and smog.

fuelconomy.gov

Calculate personalized estimates and compare vehicles



Smartphone QR Code™



GOVERNMENT 5-STAR SAFETY RATINGS

Overall Vehicle Score Not Rated

Based on the combined ratings of frontal, side and rollover. Should ONLY be compared to other vehicles of similar size and weight.

Frontal Crash	Driver Passenger	Not Rated Not Rated
Based on the risk of injury in a frontal impact. Should ONLY be compared to other vehicles of similar size and weight.		
Side Crash	Front seat Rear seat	Not Rated Not Rated
Based on the risk of injury in a side impact.		
Rollover	Not Rated	
Based on the risk of rollover in a single-vehicle crash.		

Star ratings range from 1 to 5 stars (★★★★★), with 5 being the highest. Source: National Highway Traffic Safety Administration (NHTSA). www.safercar.gov or 1-888-327-4236

NM0LS7E25M1486621





WARNING: Operating, servicing and maintaining a passenger vehicle, pickup truck, v vehicle can expose you to chemicals including engine exhaust, carbon monoxide, phl lead, which are known to the State of California to cause cancer and birth defects or other reproductive harm. To minimize exposure, avoid breathing exhaust, do not idle the engine except as necessary, service your vehicle in a well-ventilated area and wear gloves or wash your hands frequently when servicing your vehicle. For more information go to www.P65Warnings.ca.gov/passenger-vehicle.

rates may apply. Text HELP for help



www.ford.com/help/privacy-terms/