

VEHICLE DESCRIPTION

LINCOLN NAUTILUS


2026 AWD RESERVE II  
5-PASSENGER  
2.0L TURBOCHARGED I-4 ENGIN  
8-SPD AUTO TRANSMISSION

EXTERIOR  
INFINITE BLACK MET CC  
INTERIOR  
HOT CHOCOLATE PRM LTHR TRMD

TJ 987466


STANDARD EQUIPMENT INCLUDED AT NO EXTRA CHARGE			
<b>EXTERIOR</b> <ul style="list-style-type: none"><li>• BLACK PAINTED ROOF</li><li>• EASY FUEL® CAPLESS FILLER</li><li>• FULL LED HEADLAMPS</li><li>• W/SIGNATURE LIGHT BAR</li><li>• GRILLE-BRIGHT CHRME JEWELS</li><li>• HEATED WIPER PARK</li><li>• LINCOLN EMBRACE</li><li>• LED TAILLAMPS</li><li>• MIRRORS-HEATED/AUTOFOLD/ SIGNAL/SEC APPROACH LAMPS</li><li>• PRIVACY GLASS</li><li>• REAR WIPER/WASHER/DEFROST</li></ul>	<b>INTERIOR</b> <ul style="list-style-type: none"><li>• 11.1 CENTERSTACK SCREEN</li><li>• 48-INCH DISPLAY</li><li>• AUTO-DIMMING REARVIEW MIRR</li><li>• CARGO MANAGEMENT SYSTEM</li><li>• DUAL-ZONE CLIMATE CONTROL</li><li>• HEATED STEERING WHEEL</li><li>• LEATHER WRAPPED STR WHEEL</li><li>• PANORAMIC DISPLAY</li><li>• POWER TILT/TELESCOPING STEERING COLUMN W/MEMORY</li><li>• SEAT-2ND RW 60/40 EASYFOLD</li><li>• SEATS - COMFORT 10-WAY PWR DRVR AND 8-WAY PWR PASS</li><li>• SEATS-HTD/VENTILATED FRONT W/DRIVER MEMORY</li></ul>	<b>FUNCTIONAL</b> <ul style="list-style-type: none"><li>• 360 DEGREE CAMERA</li><li>• ADAPTIVE CRUISE CONTROL</li><li>• ADAPTIVE SUSPENSION</li><li>• BLIS W/CROSS-TRAFFIC ALERT</li><li>• INTELL ACCESS W/PUSH START</li><li>• LANE-KEEPING SYSTEM</li><li>• LINCOLN CONNECT™ -5G MODEM W/WIFI CAPABILITY</li><li>• LINCOLN CO-PILOT360®DR2.0</li><li>• LINCOLN DIG EXPERIENCE</li><li>• PHONE AS A KEY (PAAK)</li><li>• REAR PARKING SENSORS</li><li>• SECURICODE™ KEYLESS KEYPAD</li><li>• WIRELESS CHARGING PAD</li></ul>	<b>SAFETY/SECURITY</b> <ul style="list-style-type: none"><li>• ADVANCETRAC™WITH RSC</li><li>• AIRBAGS-DUAL-STAGE FRONT</li><li>• AIRBAGS-SIDE IMPACT/SAFETY CANOPY SIDE AIR CURTAINS</li><li>• AUTO HIGH BEAMS</li><li>• PERIMETER ALARM</li><li>• PERSONAL SAFETY SYSTEM™</li><li>• PRE-COLLISION ASSIST W/AEB</li><li>• SOS POST-CRASH ALERT SYS™</li><li>• TIRE PRESSURE MONITOR SYS</li></ul> <b>WARRANTY</b> <ul style="list-style-type: none"><li>• 4YR/50K MILE WARRANTY</li><li>• 4YR/50K PICKUPDELIVERY SVC</li><li>• 6YR/70K MI POWERTRAIN WARR</li></ul>

INCLUDED ON THIS VEHICLE	(MSRP)	PRICE INFORMATION	(MSRP)
<b>EQUIPMENT GROUP 202A</b> <ul style="list-style-type: none"><li>•AUTO AIR REFRESH</li><li>•DIGITAL SCENT</li><li>•HANDS-FREE PWR LIFTGATE</li><li>•PANO VISTA ROOF W/POWER SHADE</li><li>•REAR HTD SEATS W/SWITCH CNTRL</li><li>•REVEL AUDIO SYS W/14 SPEAKERS</li><li>•POWER CONVERTER-110V</li><li>•CONN PKG: 4 YR INCL W/LW-APP</li></ul>		BASE PRICE	\$63,180.00
		TOTAL OPTIONS/OTHER	
<b>OPTIONAL EQUIPMENT/OTHER</b> 50 STATE EMISSIONS BLUECRUISE EQUIP:4YRS INCL FRONT LICENSE PLATE BRACKET	NO CHARGE NO CHARGE NO CHARGE	TOTAL VEHICLE & OPTIONS/OTHER DESTINATION & DELIVERY	63,180.00 1,595.00

	RAMP ONE		TOTAL MSRP    \$64,775.00
	CD4C	RAIL	
	RAMP TWO	ITEM #: 15-3724 O/T 2	
	This label is affixed pursuant to the Federal Automobile Information Disclosure Act. Gasoline, License, and Title Fees, State and Local taxes are not included. Dealer installed options or accessories are not included unless listed above.		Scan The QR Code to get more details about this vehicle
			
			M268 D RD 2A9 615 000528 09 01 25


EPA DOT

Fuel Economy and Environment



Gasoline Vehicle

Fuel Economy



24MPG

combined city/hwy

21city

29highway

4.2gallons per 100 miles

You spend

\$1,750

more in fuel costs over 5 years

compared to the average new vehicle.

Annual fuel cost

\$2,050

Fuel Economy & Greenhouse Gas Rating (tailpipe only)

Smog Rating (tailpipe only)

110Best




510Best


This vehicle emits 369 grams CO<sub>2</sub> per mile. The best emits 0 grams per mile (tailpipe only). Producing and distributing fuel also create emissions; learn more at fueleconomy.gov.

Actual results will vary for many reasons, including driving conditions and how you drive and maintain your vehicle. The average new vehicle gets 29 MPG and costs \$8,500 to fuel over 5 years. Cost estimates are based on 15,000 miles per year at \$3.30 per gallon. MPGe is miles per gasoline gallon equivalent. Vehicle emissions are a significant cause of climate change and smog.

fueleconomy.gov

Calculate personalized estimates and compare vehicles



Smartphone QR Code™

GOVERNMENT 5-STAR SAFETY RATINGS

Overall Vehicle Score

★★★★★

Based on the combined ratings of frontal, side and rollover. Should ONLY be compared to other vehicles of similar size and weight.

Frontal Crash

Driver Passenger

★★★★★

Based on the risk of injury in a frontal impact. Should ONLY be compared to other vehicles of similar size and weight.

Side Crash

Front seat Rear seat

★★★★★

Based on the risk of injury in a side impact.


Rollover


★★★★


Based on the risk of rollover in a single-vehicle crash.

Star ratings range from 1 to 5 stars (★★★★★), with 5 being the highest. Source: National Highway Traffic Safety Administration (NHTSA).  
www.safercar.gov or 1-888-327-4236

5LMPJ8KA4TJ987466



**WARNING:** Operating, servicing and maintaining a passenger vehicle, pickup truck, van, or off-road vehicle can expose you to chemicals including engine exhaust, carbon monoxide, phthalates, and lead, which are known to the State of California to cause cancer and birth defects or other reproductive harm. To minimize exposure, avoid breathing exhaust, do not idle the engine except as necessary, service your vehicle in a well-ventilated area and wear gloves or wash your hands frequently when servicing your vehicle. For more information go to www.P65Warnings.ca.gov/passenger-vehicle.




LINCOLN  
AUTOMOTIVE  
FINANCIAL  
SERVICES

Get approved online at  
www.lincolnafs.com

THE LINCOLN WAY™ APP

Your Dashboard of Services & Features




Download the Lincoln Way app\* and you can:

- Remotely start, lock and unlock your vehicle
- Locate your vehicle and check approximate fuel range
- Receive vehicle health alerts

The Lincoln Connect™ modem is active and sending vehicle data (e.g., diagnostics) to Lincoln. See in-vehicle Settings for connectivity options.

\*Compatible with select smartphone platforms. Lincoln Connect service required (see App Terms for more information). Connected service and related feature functionality is subject to compatible AT&T-network availability. Evolving technology/ cellular networks may affect functionality and availability, or continued provision of some features, prohibiting them from functioning. Message and data rates may apply. See your local Lincoln website for our privacy policy.



Lincoln Protect®

Insist on Lincoln Protect! The only extended service plan fully backed by Lincoln and honored at every Lincoln dealership in the U.S., Canada and Mexico. See your Lincoln dealer or visit [www.LincolnOwner.com](http://www.LincolnOwner.com)