



VEHICLE DESCRIPTION

LINCOLN NAUTILUS

2026 AWD RESERVE III
5-PASSENGER
2.0L GTDI FHEV
CVT AUTO ELECTRIC TRANSMISS

EXTERIOR
WHITE PLATINUM MET 3C
INTERIOR
BLACK ONYX PREM LTHR TRMD

TJ 018859

STANDARD EQUIPMENT INCLUDED AT NO EXTRA CHARGE

EXTERIOR

- BLACK PAINTED ROOF
- EASY FUEL® CAPLESS FILLER
- FULL LED HEADLAMPS
- W/SIGNATURE LIGHT BAR
- GRILLE-BRIGHT CHRME JEWELS
- HEATED WIPER PARK
- LINCOLN EMBRACE
- LED TAILLAMPS
- MIRRORS-HEATED/AUTOFOLD/ SIGNAL/SEC APPROACH LAMPS
- PRIVACY GLASS
- RAIN SENSITIVE WIPERS
- REAR WIPER/WASHER/DEFROST

INTERIOR

- 11.1 CENTERSTACK SCREEN
- 48-INCH DISPLAY
- AUTO-DIMMING REARVIEW MIRR
- DUAL-ZONE CLIMATE CONTROL
- HEATED STEERING WHEEL
- LEATHER WRAPPED STR WHEEL
- LINCOLN REJUVENATE
- PANORAMIC DISPLAY
- POWER TILT/TELESCOPING STEERING COLUMN W/MEMORY
- SEAT-2ND RW 60/40 EASYFOLD
- SEATS-HTD/VENTILATED FRONT W/DRIVER MEMORY

FUNCTIONAL

- 360 DEGREE CAMERA
- ADAPTIVE CRUISE CONTROL
- ADAPTIVE SUSPENSION
- BLIS W/CROSS-TRAFFIC ALERT
- INTELL ACCESS W/PUSH START
- LANE-KEEPING SYSTEM
- LINCOLN CONNECT™ -5G MODEM W/WIFI CAPABILITY
- LINCOLN CO-PILOT360@DR2.0
- LINCOLN DIG EXPERIENCE
- PHONE AS A KEY (PAAK)
- REAR PARKING SENSORS
- SECURICODE™ KEYLESS KEYPAD
- WIRELESS CHARGING PAD


SAFETY/SECURITY

- ADVANCETRAC™WITH RSC
- AIRBAGS-DUAL-STAGE FRONT
- AIRBAGS-SIDE IMPACT/SAFETY CANOPY SIDE AIR CURTAINS
- AUTO HIGH BEAMS
- PERIMETER ALARM
- PERSONAL SAFETY SYSTEM™
- PRE-COLLISION ASSIST W/AEB
- SOS POST-CRASH ALERT SYS™
- TIRE PRESSURE MONITOR SYS

WARRANTY


- 4YR/50K MILE WARRANTY
- 4YR/50K PICKUPDELIVERY SVC
- 6YR/70K MI POWERTRAIN WARR

| INCLUDED ON THIS VEHICLE | | (MSRP) | PRICE INFORMATION | | (MSRP) |
|---------------------------------|--|-----------|---------------------|--|-------------|
| EQUIPMENT GROUP 203A | | 4,455.00 | BASE PRICE | | \$63,595.00 |
| •AUTO AIR REFRESH | | | TOTAL OPTIONS/OTHER | | 11,705.00 |
| •DIGITAL SCENT | | | | | |
| •HANDS-FREE PWR LIFTGATE | | | | | |
| •PANO VISTA ROOF W/POWER SHADE | | | | | |
| •PERF POS PWR 24-WAY W/ACT MOT | | | | | |
| •REAR HTD SEATS W/SWITCH CNTRL | | | | | |
| •REVEL ULTIMA 3D 28-SPEAKERS | | | | | |
| •POWER CONVERTER-110V | | | | | |
| •CONN PKG: 4 YR INCL W/LNCN-AP | | | | | |
| OPTIONAL EQUIPMENT/OTHER | | | | | |
| 2026 MODEL YEAR | | | | | |
| WHITE PLATINUM MET 3C | | 750.00 | | | |
| 2.0L GTDI FHEV | | 3,000.00 | | | |
| JET APPEARANCE PACKAGE | | 3,500.00 | | | |
| .P255/45R22 A/S TIRES | | | | | |
| .22 SATIN DRK LSTR W/SATIN CHR | | | | | |
| 50 STATE EMISSIONS | | NO CHARGE | | | |
| BLUECRUISE EQUIP:4YRS INCL | | NO CHARGE | | | |
| FRONT LICENSE PLATE BRACKET | | NO CHARGE | | | |

| | | | | |
|--|---|--------------------------|---|--|
| | RAMP ONE | | TOTAL MSRP \$77,295.00 | |
| | CA6M | | | |
| | RAMP TWO | CONVOY | Scan The QR Code to get more details about this vehicle | |
| | | ITEM #: 63-077T O/T 2 |  | |
| | This label is affixed pursuant to the Federal Automobile Information Disclosure Act. Gasoline, License, and Title Fees, State and Local taxes are not included. Dealer installed options or accessories are not included unless listed above. | | SL253 N RD82X 620 001017 11 25 25 | |


EPA DOT

Fuel Economy and Environment



Gasoline Vehicle

Fuel Economy



30

MPG

combined city/hwy

29

city

31

highway

You save

\$250

in fuel costs over 5 years compared to the average new vehicle.

3.3

gallons per 100 miles

Small SUVs range from 14 to 125 MPG. The best vehicle rates 146 MPGe.

Annual fuel cost

\$1,650

Fuel Economy & Greenhouse Gas Rating (tailpipe only)

Smog Rating (tailpipe only)

1

6

10

Best

1

5

10

Best

This vehicle emits 311 grams CO₂ per mile. The best emits 0 grams per mile (tailpipe only). Producing and distributing fuel also create emissions; learn more at fueleconomy.gov.

Actual results will vary for many reasons, including driving conditions and how you drive and maintain your vehicle. The average new vehicle gets 29 MPG and costs \$8,500 to fuel over 5 years. Cost estimates are based on 15,000 miles per year at \$3.30 per gallon. MPGe is miles per gasoline gallon equivalent. Vehicle emissions are a significant cause of climate change and smog.

fueleconomy.gov

Calculate personalized estimates and compare vehicles



THE LINCOLN WAY™ APP

Your Dashboard of Services & Features



Download the Lincoln Way app* and you can:

- Remotely start, lock and unlock your vehicle
- Locate your vehicle and check approximate fuel range
- Receive vehicle health alerts

The Lincoln Connect™ modem is active and sending vehicle data (e.g., diagnostics) to Lincoln. See in-vehicle Settings for connectivity options.

*Compatible with select smartphone platforms. Lincoln Connect service required (see App Terms for more information). Connected service and related feature functionality is subject to compatible AT&T-network availability. Evolving technology/ cellular networks may affect functionality and availability, or continued provision of some features, prohibiting them from functioning. Message and data rates may apply. See your local Lincoln website for our privacy policy.



Lincoln Protect®

Insist on Lincoln Protect! The only extended service plan fully backed by Lincoln and honored at every Lincoln dealership in the U.S., Canada and Mexico. See your Lincoln dealer or visit www.LincolnOwner.com



WARNING: Operating, servicing and maintaining a passenger vehicle, pickup truck, van, or off-road vehicle can expose you to chemicals including engine exhaust, carbon monoxide, phthalates, and lead, which are known to the State of California to cause cancer and birth defects or other reproductive harm. To minimize exposure, avoid breathing exhaust, do not idle the engine except as necessary, service your vehicle in a well-ventilated area and wear gloves or wash your hands frequently when servicing your vehicle. For more information go to www.P65Warnings.ca.gov/passenger-vehicle.



LINCOLN AUTOMOTIVE FINANCIAL SERVICES

Get approved online at www.lincolnafs.com