



VEHICLE DESCRIPTION

LINCOLN NAUTILUS

2026 AWD PREMIERE II  
5-PASSENGER  
2.0L GTDI FHEV  
CVT AUTO ELECTRIC TRANSMISS

EXTERIOR  
GRAY MATTER MET CC  
INTERIOR  
MD LT SPC GRY LINCOLN SFT T

TJ 027112


STANDARD EQUIPMENT INCLUDED AT NO EXTRA CHARGE			
<b>EXTERIOR</b> <ul style="list-style-type: none"><li>EASY FUEL® CAPLESS FILLER</li><li>FULL LED HEADLAMPS</li><li>GRILLE-BRIGHT CHRME JEWELS</li><li>HEATED WIPER PARK</li><li>LINCOLN EMBRACE</li><li>LED TAILLAMPS</li><li>MIRRORS-HEATED/AUTOFOLD/SIGNAL/SEC APPROACH LAMPS</li><li>PRIVACY GLASS</li><li>RAIN SENSITIVE WIPERS</li><li>REAR WIPER/WASHER/DEFROST</li></ul>	<b>INTERIOR</b> <ul style="list-style-type: none"><li>11.1 CENTERSTACK SCREEN</li><li>48-INCH DISPLAY</li><li>AUTO-DIMMING REARVIEW MIRR</li><li>DUAL-ZONE CLIMATE CONTROL</li><li>HEATED STEERING WHEEL</li><li>LEATHER WRAPPED STR WHEEL</li><li>PANORAMIC DISPLAY</li><li>POWER TILT/TELESCOPING STEERING COLUMN W/MEMORY</li><li>SEAT-2ND RW 60/40 EASYFOLD</li><li>SEATS - COMFORT 10-WAY PWR DRVR AND 8-WAY PWR PASS</li><li>SEATS-HTD/VENTILATED FRONT W/DRIVER MEMORY</li></ul>	<b>FUNCTIONAL</b> <ul style="list-style-type: none"><li>360 DEGREE CAMERA</li><li>ADAPTIVE CRUISE CONTROL</li><li>BLIS W/CROSS-TRAFFIC ALERT</li><li>ELECTRIC PWR ASST STEERING</li><li>INTELL ACCESS W/PUSH START</li><li>LANE-KEEPING SYSTEM</li><li>LINCOLN CONNECT™ -5G MODEM W/WIFI CAPABILITY</li><li>LINCOLN CO-PILOT360@DR2.0</li><li>LINCOLN DIG EXPERIENCE</li><li>PHONE AS A KEY (PAAK)</li><li>REAR PARKING SENSORS</li><li>SECURICODE™ KEYLESS KEYPAD</li><li>WIRELESS CHARGING PAD</li></ul>	<b>SAFETY/SECURITY</b> <ul style="list-style-type: none"><li>ADVANCETRAC™WITH RSC</li><li>AIRBAGS-DUAL-STAGE FRONT</li><li>AIRBAGS-SIDE IMPACT/SAFETY CANOPY SIDE AIR CURTAINS</li><li>AUTO HIGH BEAMS</li><li>PERIMETER ALARM</li><li>PERSONAL SAFETY SYSTEM™</li><li>PRE-COLLISION ASSIST W/AEB</li><li>SOS POST-CRASH ALERT SYS™</li><li>TIRE PRESSURE MONITOR SYS</li></ul> <b>WARRANTY</b> <ul style="list-style-type: none"><li>4YR/50K MILE WARRANTY</li><li>4YR/50K PICKUPDELIVERY SVC</li><li>6YR/70K MI POWERTRAIN WARR</li></ul>

INCLUDED ON THIS VEHICLE	(MSRP)	PRICE INFORMATION	(MSRP)
<b>EQUIPMENT GROUP 102A</b> <ul style="list-style-type: none"><li>AUTO AIR REFRESH</li><li>DIGITAL SCENT</li><li>HANDS-FREE PWR LIFTGATE</li><li>PANO VISTA ROOF W/POWER SHADE</li><li>REAR HTD SEATS W/SWITCH CNTRL</li><li>REVEL AUDIO SYS W/14 SPEAKERS</li><li>POWER CONVERTER-110V</li><li>CONN PKG: 4 YR INCL W/LNCN-AP</li></ul>	5,000.00	BASE PRICE TOTAL OPTIONS/OTHER	\$53,995.00 9,200.00
<b>OPTIONAL EQUIPMENT/OTHER</b> 2026 MODEL YEAR GRAY MATTER MET CC 2.0L GTDI FHEV 18" MINI SPARE WHEEL AND TIRE 50 STATE EMISSIONS BLUECRUISE EQUIP-4YRS INCL FRONT LICENSE PLATE BRACKET	750.00 3,000.00 450.00 NO CHARGE NO CHARGE NO CHARGE	TOTAL VEHICLE & OPTIONS/OTHER DESTINATION & DELIVERY	63,195.00 1,995.00


	RAMP ONE		TOTAL MSRP    \$65,190.00
	CA8F	RAIL	
	RAMP TWO	ITEM #: 12-P87H O/T 2	
	This label is affixed pursuant to the Federal Automobile Information Disclosure Act. Gasoline, License, and Title Fees, State and Local taxes are not included. Dealer installed options or accessories are not included unless listed above.		Scan The QR Code to get more details about this vehicle
			M419 D RD 2A6 620 001477 12 24 25

EPA DOT

Fuel Economy and Environment

 Gasoline Vehicle

Fuel Economy



30MPG

combined city/hwy

29city

31highway

3.3gallons per 100 miles

You save

\$250

in fuel costs over 5 years

compared to the average new vehicle.

Small SUVs range from 14 to 125 MPG. The best vehicle rates 146 MPGe.

Annual fuel cost

\$1,650

Fuel Economy & Greenhouse Gas Rating (tailpipe only)

Smog Rating (tailpipe only)




1610Best

1510Best

This vehicle emits 297 grams CO<sub>2</sub> per mile. The best emits 0 grams per mile (tailpipe only). Producing and distributing fuel also create emissions; learn more at fueleconomy.gov.

fueleconomygov

Calculate personalized estimates and compare vehicles



GOVERNMENT 5-STAR SAFETY RATINGS

Overall Vehicle Score★★★★★  
Based on the combined ratings of frontal, side and rollover. Should ONLY be compared to other vehicles of similar size and weight.

Frontal Crash	Driver Passenger	★★★★★
---------------	------------------	-------

Based on the risk of injury in a frontal impact. Should ONLY be compared to other vehicles of similar size and weight.

Side Crash	Front seat Rear seat	★★★★★
------------	----------------------	-------

Based on the risk of injury in a side impact.

Rollover	★★★★
----------	------

Based on the risk of rollover in a single-vehicle crash.

Star ratings range from 1 to 5 stars (★★★★★), with 5 being the highest. Source: National Highway Traffic Safety Administration (NHTSA).  
www.safercar.gov or 1-888-327-4236

5LMPJ8J48TJ027112



 **WARNING:** Operating, servicing and maintaining a passenger vehicle, pickup truck, van, or off-road vehicle can expose you to chemicals including engine exhaust, carbon monoxide, phthalates, and lead, which are known to the State of California to cause cancer and birth defects or other reproductive harm. To minimize exposure, avoid breathing exhaust, do not idle the engine except as necessary, service your vehicle in a well-ventilated area and wear gloves or wash your hands frequently when servicing your vehicle. For more information go to [www.P65Warnings.ca.gov/passenger-vehicle](http://www.P65Warnings.ca.gov/passenger-vehicle).

 **LINCOLN**  
AUTOMOTIVE  
FINANCIAL  
SERVICES  
Get approved online at [www.lincolnafs.com](http://www.lincolnafs.com)

THE LINCOLN WAY™ APP  
Your Dashboard of Services & Features



Download the Lincoln Way app\* and you can:

- Remotely start, lock and unlock your vehicle
- Locate your vehicle and check approximate fuel range
- Receive vehicle health alerts

The Lincoln Connect™ modem is active and sending vehicle data (e.g., diagnostics) to Lincoln. See in-vehicle Settings for connectivity options.

\*Compatible with select smartphone platforms. Lincoln Connect service required (see App Terms for more information). Connected service and related feature functionality is subject to compatible AT&T-network availability. Evolving technology/ cellular networks may affect functionality and availability, or continued provision of some features, prohibiting them from functioning. Message and data rates may apply. See your local Lincoln website for our privacy policy.