



ford.com

VEHICLE DESCRIPTION

MUSTANG MACH-E

SM A15136

| STANDARD EQUIPMENT INCLUDED AT NO EXTRA CHARGE | | | |
|--|--|---|--|
| EXTERIOR <ul style="list-style-type: none">• ACTIVE GRILLE SHUTTERS• E-LATCH - PUSH BUTTON OPEN• FRONT RECOVERY HOOK• FRUNK - DRAINABLE• HEADLAMPS -WIPER ACTIVATED• HEADLAMPS-AUTO LED PROJCTR W/ SIGNATURE LED LIGHTING• MRRORS-PWR/HTD/PWR-FLD/MEM LED SIG/PONY PROJECTN LAMP• POWER LIFTGATE• REAR SPOILER• TAILLAMPS-LED W/SEQUENTIAL TURN SIGNAL• WIPERS - RAIN-SENSING | INTERIOR <ul style="list-style-type: none">• 10.2" DIGITAL INSTR CLSTR• 15.5" TOUCHSCREEN• 1TOUCH UP/DOWN FRT/RR WIN• AMBIENT LIGHT/ILLUM ENTRY• DUAL ILLUM VANITY MIRRORS• DUAL ZONE AUTO CLIMATE CTL• HTD/VENTILATED FRT SEATS• MONOSTABLE GEAR SHIFTER• PWR 10-WAY DRV/8-WAY PASS W/ DRIVER MEMORY• SCUFF PLATE W/PONY GRAPHIC• SOFT VINYL WRAPPED/HEATED STEER WHL W/MOUNTED CNTRL• SPLIT FOLD REAR SEAT• TILT/TELESCOPE STR COLUMN | FUNCTIONAL <ul style="list-style-type: none">• 11KW AC ONBOARD CHARGER• 360-DEGREE CAMERA• B&O SOUND SYSTEM, 10 SPKR• DRIVE MODES/ONE PEDAL DRV• FORD CO-PILOT360™ACTIVE2.0• FORDPASS™ CONNECT• J1772 CCS COMBO CONNECTOR• PHONE AS A KEY• REGENERATIVE BRAKING SYS• SIRIUSXM® W/360L- NA AK&HI• SYNC®4A• UP TO 150KW DC CHRGR CAPABL• VAPOR INJECTION HEAT PUMP• WIRELESS CHARGING PAD | SAFETY/SECURITY <ul style="list-style-type: none">• ADVANCED SECURITY PACK• ADVANCETRAC™• ELCTR STABILITY/TRACTN CTL• AIRBAG - DRIVER KNEE• AIRBAGS - DUAL STAGE FRONT• AIRBAGS - FRT/REAR SIDE IMPACT & SIDE AIR CURTAIN• SOS POST-CRASH ALERT SYS™• INDIV TIRE PRESS MONIT SYS• LATCH CHILD SAFETY SYSTEM WARRANTY <ul style="list-style-type: none">• 3YR/36,000 BUMPER / BUMPER• 5YR/60,000 POWERTRAIN• 5YR/60,000 ROADSIDE ASSIST• 8YR/100,000 HV BATT/COMPON |

| INCLUDED ON THIS VEHICLE | (MSRP) | PRICE INFORMATION | (MSRP) |
|---------------------------------|-----------|-------------------------------|-------------|
| EQUIPMENT GROUP 300A | | BASE PRICE | \$42,995.00 |
| | | TOTAL OPTIONS/OTHER | 6,695.00 |
| OPTIONAL EQUIPMENT/OTHER | | TOTAL VEHICLE & OPTIONS/OTHER | 49,690.00 |
| 88KWH USABLE EXT NCM BATT | 4,000.00 | DESTINATION & DELIVERY | 1,995.00 |
| .225/55R19 A/S XL TIRES | | | |
| 19" BRIGHT ALUM WHL/PNTD PKTS | | | |
| PANORAMIC FIXED-GLASS ROOF | 1,600.00 | | |
| BLUECRUISE EQUIP:90 DAY TRIAL | | | |
| CONNECT PKG: 1 YEAR INCL | | | |
| MBLE PWR CORD & FST CHRGR ADPTR | 600.00 | | |
| INTERIOR PROTECTION PACKAGE | 495.00 | | |
| .CARGO FLOOR LINER | | | |
| .FLR LNERS FRT/RR:NO CRPT MATS | | | |
| FRONT LICENSE PLATE BRACKET | NO CHARGE | | |



Model e™

Proudly designed and engineered in Michigan by the Ford Model e Electric Vehicle Team.

| | | | |
|--|---|---------------|-----------------------------------|
| | RAMP ONE | | TOTAL MSRP \$51,685.00 |
| | RA04 | RAIL | |
| | RAMP TWO | ITEM #: | Ford Credit |
| | | 11-Z201 O/T 2 | |
| | This label is affixed pursuant to the Federal Automobile Information Disclosure Act. Gasoline, License, and Title Fees, State and Local taxes are not included. Dealer installed options or accessories are not included unless listed above. | | SC113 N RB 2X 525 000165 03 11 25 |

EPA DOT

Fuel Economy and Environment

Electric Vehicle

Fuel Economy

104MPGe

110 98 32

combined city/hwy city highway kW-hrs per 100 miles

Driving Range

When fully fueled, vehicle can travel about...

0 50 100 150 200 250 300 miles

Charge Time:10.2 hours (240V)

You save \$5,750 in fuel costs over 5 years compared to the average new vehicle.

Annual fuel cost \$750

Fuel Economy & Greenhouse Gas Rating (tailpipe only)

Smog Rating (tailpipe only)

10 10 10




Best Best

This vehicle emits 0 grams CO2 per mile. The best emits 0 grams per mile (tailpipe only). Does not include emissions from generating electricity, learn more at fueleconomy.gov.

Actual results will vary for many reasons, including driving conditions and how you drive and maintain your vehicle. The average new vehicle gets 28 MPG and costs \$9,500 to fuel over 5 years. Cost estimates are based on 15,000 miles per year at \$.16 per kW-hr. MPGe is miles per gasoline gallon equivalent. Vehicle emissions are a significant cause of climate change and smog.

fueleconomy.gov

Calculate personalized estimates and compare vehicles



GOVERNMENT 5-STAR SAFETY RATINGS

Overall Vehicle Score ★★★★★

Based on the combined ratings of frontal, side and rollover. Should ONLY be compared to other vehicles of similar size and weight.

Frontal Crash Driver Passenger ★★★★★

Based on the risk of injury in a frontal impact. Should ONLY be compared to other vehicles of similar size and weight.

Side Crash Front seat Rear seat ★★★★★

Based on the risk of injury in a side impact.

Rollover ★★★★★

Based on the risk of rollover in a single-vehicle crash.

Star ratings range from 1 to 5 stars (★★★★★), with 5 being the highest. Source: National Highway Traffic Safety Administration (NHTSA). www.safercar.gov or 1-888-327-4236

3FMTK3SU4SMA15136

WARNING: Operating, servicing and maintaining a passenger vehicle, pickup truck, vehicle can expose you to chemicals including phthalates and lead, which are know California to cause cancer and birth defects or other reproductive harm. To minimize exposure, wear gloves or wash your hands frequently when servicing your vehicle. For more information go to www.P65Warnings.ca.gov/passenger-vehicle.

rates may apply. Text HELP for help

www.ford.com/help/privacy-terms/