



ford.com

VEHICLE DESCRIPTION

MUSTANG MACH-E

2024 PREMIUM RWD
5-PASSENGER
91KWH USABLE EXT NCM BATT
SINGLE-SPEED TRANSMISSION

EXTERIOR
VAPOR BLUE METALLIC
INTERIOR
BLK PERFORATED ACTIVEX

RM A02560


STANDARD EQUIPMENT INCLUDED AT NO EXTRA CHARGE			
EXTERIOR <ul style="list-style-type: none">• ACTIVE GRILLE SHUTTERS• E-LATCH - PUSH BUTTON OPEN• FRUNK - DRAINABLE• HEADLAMPS -WIPER ACTIVATED• HEADLAMPS-AUTO LED PROJCTR W/ SIGNATURE LED LIGHTING• TAILLAMPS-LED W/SEQUENTIAL TURN SIGNAL• MRRORS-PWR/HTD/PWR-FLD/MEM LED SIG/PONY PROJECTN LAMP• POWER LIFTGATE• REAR SPOILER• WIPERS - RAIN-SENSING	INTERIOR <ul style="list-style-type: none">• 10.2" DIGITAL INSTR CLSTR• 15.5" TOUCHSCREEN• 1TOUCH UP/DOWN FRT/RR WIN• AMBIENT LIGHT/ILLUM ENTRY• DUAL ILLUM VANITY MIRRORS• DUAL ZONE AUTO CLIMATE CTL• PWR 10-WAY DRV/8-WAY PASS W/ HEAT AND DRV MEMORY• ROTARY GEAR SHIFT DIAL• SCUFF PLATE W/PONY GRAPHIC• SOFT VINYL WRAPPED/HEATED STEER WHL W/MOUNTED CNTRL• SPLIT FOLD REAR SEAT• TILT/TELESCOPE STR COLUMN	FUNCTIONAL <ul style="list-style-type: none">• 11KW AC ONBOARD CHARGER• 360-DEGREE CAMERA• B&O SOUND SYSTEM, 10 SPKR• DRIVE MODES/ONE PEDAL DRV• FORDPASS™ CONNECT 4GWI-FI HOTSPOT TELEMATICS MODEM• J1772 CCS COMBO CONNECTOR• PHONE AS A KEY• REGENERATIVE BRAKING SYS• SYNC@4A• UP TO 150KW DC CHRГ CAPABL• WIRELESS CHARGING PAD	SAFETY/SECURITY <ul style="list-style-type: none">• ADVANCED SECURITY PACK• ADVANCETRAC™• ELCTR STABILITY/TRACTN CTL• AIRBAG - DRIVER KNEE• AIRBAGS - DUAL STAGE FRONT• AIRBAGS - FRT/REAR SIDE IMPACT & SIDE AIR CURTAIN• SOS POST-CRASH ALERT SYS™• INDIV TIRE PRESS MONIT SYS• LATCH CHILD SAFETY SYSTEM WARRANTY <ul style="list-style-type: none">• 3YR/36,000 BUMPER / BUMPER• 5YR/60,000 POWERTRAIN• 5YR/60,000 ROADSIDE ASSIST• 8YR/100,000 HV BATT/COMPON

INCLUDED ON THIS VEHICLE	(MSRP)	PRICE INFORMATION	(MSRP)
EQUIPMENT GROUP 300A		BASE PRICE	\$43,995.00
		TOTAL OPTIONS/OTHER	5,000.00
OPTIONAL EQUIPMENT/OTHER		TOTAL VEHICLE & OPTIONS/OTHER	48,995.00
91KWH USABLE EXT NCM BATT	3,000.00	DESTINATION & DELIVERY	1,895.00
.225/55R19 A/S BSW TIRES			
BLUECRUISE EQUIP: 90DAY TRIAL			
19" BRIGHT ALUM WHL/PNTD PKTS	1,500.00		
PANORAMIC FIXED-GLASS ROOF	500.00		
MOBILE POWER CORD			



Model e™

Proudly designed and engineered in Michigan by the Ford Model e Electric Vehicle Team.

	RAMP ONE		TOTAL MSRP \$50,890.00
	RA95	RAIL	
	RAMP TWO	ITEM #: 47-K525 O/T 2	<div></div> Whether you decide to lease or finance your vehicle, you'll find the choices that are right for you. See your dealer for details or visit www.ford.com/finance .
	This label is affixed pursuant to the Federal Automobile Information Disclosure Act. Gasoline, License, and Title Fees, State and Local taxes are not included. Dealer installed options or accessories are not included unless listed above.		
			I526 R 6B 2A6 420 000824 05 03 24

EPA DOT

Fuel Economy and Environment

Electric Vehicle

Fuel Economy

106MPGe

combined city/hwy

111 city

100 highway

32 kW-hrs per 100 miles

Driving Range

When fully fueled, vehicle can travel about...

0 50 100 150 200 250 320 miles

Charge Time:10.1 hours (240V)

You save

\$6,250

in fuel costs over 5 years

compared to the average new vehicle.

Annual fuel cost

\$700

Fuel Economy & Greenhouse Gas Rating (tailpipe only)

10

10

10

Best

Smog Rating (tailpipe only)

10


10

Best

This vehicle emits 0 grams CO2 per mile. The best emits 0 grams per mile (tailpipe only). Does not include emissions from generating electricity, learn more at fuelconomy.gov.

Actual results will vary for many reasons, including driving conditions and how you drive and maintain your vehicle. The average new vehicle gets 28 MPG and costs \$9,750 to fuel over 5 years. Cost estimates are based on 15,000 miles per year at \$15 per kW-hr. MPGe is miles per gasoline gallon equivalent. Vehicle emissions are a significant cause of climate change and smog.

Smartphone QR Code™



GOVERNMENT 5-STAR SAFETY RATINGS

Overall Vehicle Score

Not Rated

Based on the combined ratings of frontal, side and rollover. Should ONLY be compared to other vehicles of similar size and weight.

Frontal Crash

Driver Passenger

Not Rated Not Rated

Based on the risk of injury in a frontal impact. Should ONLY be compared to other vehicles of similar size and weight.

Side Crash

Front seat

★★★★★

Rear seat

★★★★★

Based on the risk of injury in a side impact.


Rollover

★★★★★

Based on the risk of rollover in a single-vehicle crash.

Star ratings range from 1 to 5 stars (★★★★★), with 5 being the highest. Source: National Highway Traffic Safety Administration (NHTSA). www.safercar.gov or 1-888-327-4236


3FMTK3R74RMA02560



WARNING:

Operating, servicing and maintaining a passenger vehicle, pickup truck, vehicle can expose you to chemicals including phthalates and lead, which are know California to cause cancer and birth defects or other reproductive harm. To minimize exposure, wear gloves or wash your hands frequently when servicing your vehicle. For more information go to www.P65Warnings.ca.gov/passenger-vehicle.

rates may apply. Text HELP for help



www.ford.com/help/privacy-terms/