



ford.com

VEHICLE DESCRIPTION

MUSTANG MACH-E


SM A29522


2025 PREMIUM RWD  
5-PASSENGER  
88KWH USABLE EXT NCM BATT  
SINGLE-SPEED TRANSMISSION

EXTERIOR  
GLACIER GRAY MET TRI-COAT  
INTERIOR  
BLK PERFORATED ACTIVEX

STANDARD EQUIPMENT INCLUDED AT NO EXTRA CHARGE			
EXTERIOR	INTERIOR	FUNCTIONAL	SAFETY/SECURITY
• ACTIVE GRILLE SHUTTERS	• 10.2" DIGITAL INSTR CLSTR	• 11KW AC ONBOARD CHARGER	• ADVANCED SECURITY PACK
• E-LATCH - PUSH BUTTON OPEN	• 15.5" TOUCHSCREEN	• 360-DEGREE CAMERA	• ADVANCETRAC™
• FRONT RECOVERY HOOK	• 1TOUCH UP/DOWN FRT/RR WIN	• B&O SOUND SYSTEM, 10 SPKR	• ELCTR STABILITY/TRACTN CTL
• FRUNK - DRAINABLE	• AMBIENT LIGHT/ILLUM ENTRY	• DRIVE MODES/ONE PEDAL DRV	• AIRBAG - DRIVER KNEE
• HEADLAMPS -WIPER ACTIVATED	• DUAL ILLUM VANITY MIRRORS	• FORD CO-PILOT360™ACTIVE2.0	• AIRBAGS - DUAL STAGE FRONT
• HEADLAMPS-AUTO LED PROJCTR	• DUAL ZONE AUTO CLIMATE CTL	• FORDPASS™ CONNECT	• AIRBAGS - FRT/REAR SIDE
W/ SIGNATURE LED LIGHTING	• HTD/VENTILATED FRT SEATS	• J1772 CCS COMBO CONNECTOR	IMPACT & SIDE AIR CURTAIN
• MRRORS-PWR/HTD/PWR-FLD/MEM	• MONOSTABLE GEAR SHIFTER	• PHONE AS A KEY	• SOS POST-CRASH ALERT SYS™
LED SIG/PONY PROJECTN LAMP	• PWR 10-WAY DRV/8-WAY PASS	• REGENERATIVE BRAKING SYS	• INDIV TIRE PRESS MONIT SYS
• POWER LIFTGATE	W/ DRIVER MEMORY	• SIRIUSXM® W/360L- NA AK&HI	• LATCH CHILD SAFETY SYSTEM
• REAR SPOILER	• SCUFF PLATE W/PONY GRAPHIC	• SYNC®4A	
• TAILLAMPS-LED W/SEQUENTIAL	• SOFT VINYL WRAPPED/HEATED	• UP TO 150KW DC CHRG CAPABL	WARRANTY
TURN SIGNAL	STEER WHL W/MOUNTED CNTRL	• VAPOR INJECTION HEAT PUMP	• 3YR/36,000 BUMPER / BUMPER
• WIPERS - RAIN-SENSING	• SPLIT FOLD REAR SEAT	• WIRELESS CHARGING PAD	• 5YR/60,000 POWERTRAIN
	• TILT/TELESCOPE STR COLUMN		• 5YR/60,000 ROADSIDE ASSIST
			• 8YR/100,000 HV BATT/COMPON


INCLUDED ON THIS VEHICLE	(MSRP)	PRICE INFORMATION	(MSRP)
<b>EQUIPMENT GROUP 300A</b>		BASE PRICE	\$41,995.00
		TOTAL OPTIONS/OTHER	8,070.00
<b>OPTIONAL EQUIPMENT/OTHER</b>		TOTAL VEHICLE & OPTIONS/OTHER	50,065.00
2025 MODEL YEAR		DESTINATION & DELIVERY	1,995.00
GLACIER GRAY MET TRI-COAT	995.00		
88KWH USABLE EXT NCM BATT	4,250.00		
.225/55R19 A/S XL TIRES			
19" BRIGHT ALUM WHL/PNTD PKTS			
PANORAMIC FIXED-GLASS ROOF	1,675.00		
BLUECRUISE EQUIP:90 DAY TRIAL			
CONNECT PKG: 1 YEAR INCL			
MBLE PWR CORD & FST CHRГ ADPTR	600.00		
INTERIOR PROTECTION PACKAGE	550.00		
.CARGO FLOOR LINER			
.FLR LNERS FRT/RR:NO CRPT MATS			





Proudly designed and engineered in Michigan by the Ford Model e Electric Vehicle Team.

Model e™

	RAMP ONE		TOTAL MSRP \$52,060.00
	RF1P	RAIL	
	RAMP TWO	ITEM #: 71-A043 O/T 2	<div>Whether you decide to lease or finance your vehicle, you'll find the choices that are right for you. See your dealer for details or visit <a href="http://www.ford.com/finance">www.ford.com/finance</a>.</div>
	This label is affixed pursuant to the Federal Automobile Information Disclosure Act. Gasoline, License, and Title Fees, State and Local taxes are not included. Dealer installed options or accessories are not included unless listed above.		
			SE132 N RB 2X 540 000274 05 13 25

EPA DOT

Fuel Economy and Environment

Electric Vehicle

Fuel Economy

110MPGe

combined city/hwy

115

city

104

highway

31

kW-hrs per 100 miles

Driving Range

When fully fueled, vehicle can travel about...

060120180240300

Charge Time: 9.6 hours (240V)

320miles

You save

\$5,750

in fuel costs over 5 years

compared to the average new vehicle.

Annual fuel cost

\$750

Fuel Economy & Greenhouse Gas Rating (tailpipe only)

10

10

10

Best

Smog Rating (tailpipe only)

10


10

Best

This vehicle emits 0 grams CO2 per mile. The best emits 0 grams per mile (tailpipe only). Does not include emissions from generating electricity, learn more at [fuelconomy.gov](http://fuelconomy.gov).




Actual results will vary for many reasons, including driving conditions and how you drive and maintain your vehicle. The average new vehicle gets 28 MPG and costs \$9,500 to fuel over 5 years. Cost estimates are based on 15,000 miles per year at \$16 per kW-hr. MPGe is miles per gasoline gallon equivalent. Vehicle emissions are a significant cause of climate change and smog.

Smartphone QR Code™



fueleconomy.gov

Calculate personalized estimates and compare vehicles



GOVERNMENT 5-STAR SAFETY RATINGS

Overall Vehicle Score

★★★★★

Based on the combined ratings of frontal, side and rollover. Should ONLY be compared to other vehicles of similar size and weight.

Frontal Crash

Driver Passenger

★★★★★

Based on the risk of injury in a frontal impact. Should ONLY be compared to other vehicles of similar size and weight.

Side Crash

Front seat Rear seat

★★★★★

Based on the risk of injury in a side impact.

Rollover

★★★★★

Based on the risk of rollover in a single-vehicle crash.

Star ratings range from 1 to 5 stars (★★★★★), with 5 being the highest. Source: National Highway Traffic Safety Administration (NHTSA). [www.safercar.gov](http://www.safercar.gov) or 1-888-327-4236

3FMTK3R72SMA29522



WARNING:

Operating, servicing and maintaining a passenger vehicle, pickup truck, vehicle can expose you to chemicals including phthalates and lead, which are know California to cause cancer and birth defects or other reproductive harm. To minimize exposure, wear gloves or wash your hands frequently when servicing your vehicle. For more information go to [www.P65Warnings.ca.gov/passenger-vehicle](http://www.P65Warnings.ca.gov/passenger-vehicle).

rates may apply. Text HELP for help



[www.ford.com/help/privacy-terms/](http://www.ford.com/help/privacy-terms/)