



Go Further

ford.com

VEHICLE DESCRIPTION

EDGE

2015 FORD EDGE-TITANIUM AWD
5-PASSENGER
2.0L I4 ECOBOOST ENGINE
6-SPD AUTOMATIC TRANS

EXTERIOR
RUBY RED METALLIC TINT CC
INTERIOR
EBONY LEATHER

FB B23282


STANDARD EQUIPMENT INCLUDED AT NO EXTRA CHARGE			
EXTERIOR <ul style="list-style-type: none">• 19" PREMIUM PAINTED WHEELS• BRIGHT BELTLINE MOLDING• DOOR HANDLES - BODY COLOR W/ BRIGHT INSERTS• DUAL EXHAUST TIPS• GRILLE - PAINTED BRIGHT• HANDS-FREE LIFTGATE• LED SIGNATURE LAMPS• LED TAILLAMPS W/LIGHT BAR• MIRRORS - PWR/HTD/MAN FOLD LED SIG/APPROACH LAMP/MEM• PRIVACY GLASS• PROJ BEAM HALOGEN HEADLAMP• REAR SPOILER, BODY COLOR	INTERIOR <ul style="list-style-type: none">• 1-TOUCH UP/DOWN DRIVER WIN• 60/40 EASYFOLD REAR BENCH• A/C W/DUAL CLIMATE CONTROL• AMBIENT LIGHTING• AUTO DIM REARVIEW MIRROR• CARGO MANAGEMENT SYSTEM• CUPHOLDERS - 8• FLOORMATS-1ST AND 2ND ROW• GLOBAL OPEN WINDOWS• ILLUMINATED SILL PLATES• LEATHER TRIMMED SEATS WITH 10-WAY HTD DR/PA & DR MEM• LEATHER WRAPPED STR WHEEL W/CRUISE AND AUDIO CONTRO• MEDIA HUBUSB/SD CARD/AUX	FUNCTIONAL <ul style="list-style-type: none">• 6-SPEED SST W/PADDLE SHIFT• EASYFUEL CAPLESS FILLER• HD RADIO• HILL START ASSIST• INTELLIGENT ACCESS W/PUSH BUTTON START• MYKEY• POWERPOINTS (4)• REAR VIEW CAMERA• REAR WIPER/WASHER/DEFROST• REVERSE SENSING SYSTEM• SIRIUS SAT SVC N/A AK&HI• SONY PREM STEREO/SINGLE CD• SYNC W/ MYFORD TOUCH• UNIVER GARAGE DOOR OPENER	SAFETY/SECURITY <ul style="list-style-type: none">• ADVANCETRAC WITH RSC• AIRBAGS - DUAL STAGE FRONT• AIRBAGS - FRONT SEAT MOUNTED SIDE IMPACT• AIRBAGS - SAFETY CANOPY• AUTOLAMP/RAILAMP• LATCH CHILD SAFETY SYSTEM• PERIMETER ALARM• SECURICODE KEYLESS KEYPAD• SOS POST CRASH ALERT SYS• TIRE PRESSURE MONITOR SYS WARRANTY <ul style="list-style-type: none">• 3YR/36,000 BUMPER / BUMPER• 5YR/60,000 POWERTRAIN• 5YR/60,000 ROADSIDE ASSIST

INCLUDED ON THIS VEHICLE	(MSRP)		PRICE INFORMATION	(MSRP)
EQUIPMENT GROUP 300A			BASE PRICE	\$37,595.00
			TOTAL OPTIONS/OTHER	440.00
OPTIONAL EQUIPMENT/OTHER				
2015 MODEL YEAR				
RUBY RED METALLIC TINT CC	395.00		TOTAL VEHICLE & OPTIONS/OTHER	38,035.00
.P245/55R19 A/S TIRES			DESTINATION & DELIVERY	895.00
FRONT LICENSE PLATE BRACKET	NO CHARGE			
CALIFORNIA/GREEN STATES EMISS	NO CHARGE		TOTAL BEFORE DISCOUNTS	38,930.00
DAYTIME RUNNING LIGHTS	45.00		AWD DISCOUNT	- 500.00
			TOTAL SAVINGS	- 500.00

	RAMP ONE		TOTAL MSRP \$38,430.00
	RA27		
	RAMP TWO	FINAL ASSEMBLY PLANT	This label is affixed pursuant to the Federal Automobile Information Disclosure Act. Gasoline, License, and Title Fees, State and Local taxes are not included. Dealer installed options or accessories are not included unless listed above.
		OAKVILLE	
	METHOD OF TRANSP.	ITEM #: 71-0212 O/T 4C	SPECIAL ORDER
	RAIL	FC051 N RB 2XX 515 000739 03 05 15	


EPA DOT

Fuel Economy and Environment



Gasoline Vehicle

Fuel Economy



23

combined city/hwy

20

city

28

highway

4.3

gallons per 100 miles

You spend

\$500

more in fuel costs over 5 years

compared to the average new vehicle.

Small SUVs range from 17 to 33 MPG. The best vehicle rates 119 MPGe.

Annual fuel cost

\$2,300

Fuel Economy & Greenhouse Gas Rating (tailpipe only)

5

1

10

Best

Smog Rating (tailpipe only)

5

1

10




Best

This vehicle emits 388 grams CO₂ per mile. The best emits 0 grams per mile (tailpipe only). Producing and distributing fuel also create emissions; learn more at fueleconomy.gov.


Actual results will vary for many reasons, including driving conditions and how you drive and maintain your vehicle. The average new vehicle gets 24 MPG and costs \$11,000 to fuel over 5 years. Cost estimates are based on 15,000 miles per year at \$3.50 per gallon. MPGe is miles per gasoline gallon equivalent. Vehicle emissions are a significant cause of climate change and smog.

fueleconomy.gov

Calculate personalized estimates and compare vehicles



Smartphone QR Code™



GOVERNMENT 5-STAR SAFETY RATINGS

Overall Vehicle Score

To Be Rated

Based on the combined ratings of frontal, side and rollover. Should ONLY be compared to other vehicles of similar size and weight.

Frontal Crash

Driver Passenger

To Be Rated To Be Rated

Based on the risk of injury in a frontal impact. Should ONLY be compared to other vehicles of similar size and weight.

Side Crash

Front seat Rear seat

To Be Rated To Be Rated


Based on the risk of injury in a side impact.

Rollover


To Be Rated

Based on the risk of rollover in a single-vehicle crash.

Star ratings range from 1 to 5 stars (★★★★★), with 5 being the highest. Source: National Highway Traffic Safety Administration (NHTSA). www.safercar.gov or 1-888-327-4236




2FMTK4K96FBB23282



Extended Service Plan

Ford ESP is the only extended service plan honored at every Ford dealership in the U.S. and Canada. See your dealer for additional details or visit www.FordOwner.com for more information.



FORD CREDIT

Choose the vehicle you want. Whether you decide to lease or finance, you'll find the choices that are right for you. See your Ford Dealer for details or visit www.FordCredit.com.