

Go Further

ford.com

VEHICLE DESCRIPTION

EDGE

2015 FORD EDGE-SEL FWD
5-PASSENGER
2.0L I4 ECOBOOST ENGINE
6-SPD AUTOMATIC TRANS

FB

C07538


STANDARD EQUIPMENT INCLUDED AT NO EXTRA CHARGE			
EXTERIOR	INTERIOR	FUNCTIONAL	SAFETY/SECURITY
• 18" PAINTED ALUM WHEELS	• 1-TOUCH UP/DOWN DRIVER WIN	• 6-SPEED SST W/PADDLE SHIFT	• ADVANCETRAC WITH RSC
• BRIGHT BELTLINE MOLDING	• 10WAY PWR DR SEAT W/LUMBAR	• AM/FM SINGLE CD/MP3 PLAYER	• AIRBAGS - DUAL STAGE FRONT
• DOOR HANDLES - BODY COLOR	• 60/40 EASYFOLD REAR BENCH	• CRUISE CONTROL	• AIRBAGS - FRONT SEAT
• DUAL EXHAUST TIPS	• A/C W/DUAL CLIMATE CONTROL	• EASYFUEL CAPLESS FILLER	• MOUNTED SIDE IMPACT
• GRILLE - PAINTED BRIGHT	• AUTO DIM REARVIEW MIRROR	• HILL START ASSIST	• AIRBAGS - SAFETY CANOPY
• LED SIGNATURE LAMPS	• CARGO MANAGEMENT SYSTEM	• INTELLIGENT ACCESS W/PUSH	• AUTOLAMP/RAINLAMP
• LED TAILLAMPS	• CUPHOLDERS - 8	• BUTTON START	• LATCH CHILD SAFETY SYSTEM
• MIRRORS - PWR/HTD/MAN FOLD	• DUAL ILLUM VANITY MIRRORS	• MYKEY	• SECURICODE KEYLESS KEYPAD
• W/LED SIG & APPROACH LAMP	• FLOORMATS-1ST AND 2ND ROW	• POWERPOINTS (4)	• SOS POST CRASH ALERT SYS
• PRIVACY GLASS	• GLOBAL OPEN WINDOWS	• REAR VIEW CAMERA	• TIRE PRESSURE MONITOR SYS
• PROJ BEAM HALOGEN HEADLAMP	• LEATHER WRAPPED STR WHEEL	• REAR WIPER/WASHER/DEFROST	
• REAR SPOILER, BODY COLOR	• W/CRUISE AND AUDIO CONTRO	• REVERSE SENSING SYSTEM	
	• TILT/TELESCOPE STR COLUMN	• SIRIUS SAT SVC N/A AK&HI	

INCLUDED ON THIS VEHICLE	(MSRP)	PRICE INFORMATION	(MSRP)
EQUIPMENT GROUP 201A	2,700.00	BASE PRICE	\$31,500.00
•SYNC W/MY FORD TOUCH		TOTAL OPTIONS/OTHER	7,360.00
•HEATED FRONT SEATS			
•6-WAY PWR PASSENGER SEAT			
OPTIONAL EQUIPMENT/OTHER		TOTAL VEHICLE & OPTIONS/OTHER	38,860.00
245/60R18 A/S TIRES		DESTINATION & DELIVERY	895.00
UTILITY PACKAGE	775.00		
HANDS-FREE LIFTGATE		TOTAL BEFORE DISCOUNTS	39,755.00
PERIMETER ALARM		EQUIPMENT GROUP SAVINGS	- 600.00
UNIVERSAL GARAGE DOOR OPENER		CA EDGE VISTA LHTR DISC	- 1,125.00
TECHNOLOGY PACKAGE	1,395.00		
VOICE ACTIVATED NAVIGATION SYS		TOTAL SAVINGS	- 1,725.00
BLIND SPOT MONITORING SYS		RESIDENCY RESTRICTIONS APPLY TO DISCOUNTS/SAVINGS - BASED ON CUSTOMER ZIP CODE. SEE DEALER FOR DETAILS.	
REMOTE START			
AUTO-DIM DRIVER EXT MIRROR	NO CHARGE		
CA EDGE VISTA LHTR & PWR PKG	NO CHARGE		
FRONT LICENSE PLATE BRACKET	NO CHARGE		
CALIFORNIA/GREEN STATES EMISS	1,595.00		
PANORAMIC VISTA ROOF	895.00		
18" POLISHED ALUMINUM WHEELS			

	RAMP ONE		TOTAL MSRP \$38,030.00
	RA27		
	RAMP TWO	FINAL ASSEMBLY PLANT	This label is affixed pursuant to the Federal Automobile Information Disclosure Act. Gasoline, License, and Title Fees, State and Local taxes are not included. Dealer installed options or accessories are not included unless listed above.
		OAKVILLE	
	METHOD OF TRANSP.	ITEM #: 71-5129 O/T 2	
	RAIL	FK011 N RB 2X 520 000790 10 01 15	


EPA DOT

Fuel Economy and Environment



Gasoline Vehicle

Fuel Economy



24

MPG

combined city/hwy

20

city

30

highway

4.2 gallons per 100 miles

Small SUVs range from 17 to 33 MPG. The best vehicle rates 119 MPGe.

You save

\$0

in fuel costs over 5 years compared to the average new vehicle.

Annual fuel cost

\$2,200

Fuel Economy & Greenhouse Gas Rating (tailpipe only)

Smog Rating (tailpipe only)

1

6

10

Best

1

5

10




Best

This vehicle emits 371 grams CO₂ per mile. The best emits 0 grams per mile (tailpipe only). Producing and distributing fuel also create emissions; learn more at fueleconomy.gov.


Actual results will vary for many reasons, including driving conditions and how you drive and maintain your vehicle. The average new vehicle gets 24 MPG and costs \$11,000 to fuel over 5 years. Cost estimates are based on 15,000 miles per year at \$3.50 per gallon. MPGe is miles per gasoline gallon equivalent. Vehicle emissions are a significant cause of climate change and smog.

fueleconomy.gov

Calculate personalized estimates and compare vehicles



Smartphone QR Code™



GOVERNMENT 5-STAR SAFETY RATINGS

Overall Vehicle Score

★★★★★

Based on the combined ratings of frontal, side and rollover. Should ONLY be compared to other vehicles of similar size and weight.

Frontal Crash	Driver Passenger	★★★★★
Side Crash	Front seat Rear seat	★★★★★
Rollover		★★★★

Based on the risk of injury in a frontal impact. Should ONLY be compared to other vehicles of similar size and weight.

Based on the risk of injury in a side impact.

Based on the risk of rollover in a single-vehicle crash.

Star ratings range from 1 to 5 stars (★★★★★), with 5 being the highest. Source: National Highway Traffic Safety Administration (NHTSA). www.safercar.gov or 1-888-327-4236



2FMTK3J93FBC07538



Scan this code to experience this vehicle or text 2FFBC07538 to 48028

or Visit ford.com/windowsticker

Standard messaging & data plan rates may apply.



Extended Service Plan

Ford ESP is the only extended service plan honored at every Ford dealership in the U.S. and Canada. See your dealer for additional details or visit www.FordOwner.com for more information.



FORD CREDIT

Choose the vehicle you want. Whether you decide to lease or finance, you'll find the choices that are right for you. See your Ford Dealer for details or visit www.FordCredit.com.