



Go Further

ford.com

VEHICLE DESCRIPTION

EDGE


2021 EDGE TITANIUM AWD
5-PASSENGER
TWIN-SCRL 2.0L ECOBOOST ENG
8-SPD AUTO TRANSMISSION

EXTERIOR
LITHIUM GRAY
INTERIOR
EBONY LEATHER-TRIMMED SEATS

MB A15365


STANDARD EQUIPMENT INCLUDED AT NO EXTRA CHARGE			
EXTERIOR <ul style="list-style-type: none">BELTLINE MOLDING- BRIGHTEASY FUEL® CAPLESS FILLEREXHAUST TIPS - STAINLESS STEELFOG LAMPS-LEDGRILLE - CHROMEHEADLAMPS - AUTO HIGH BEAMHEADLAMPS -WIPER ACTIVATEDHEADLAMPS- LED WITH SIGNATURE LIGHTINGLIFTGATE - HANDS-FREEMIRRORS - PWR/HTD/MAN FOLD LED SIG/APPROACH LAMP/MEMPRIVACY GLASS - REAR DOORSWIPERS - RAIN-SENSING	INTERIOR <ul style="list-style-type: none">110V/150W AC POWER OUTLET1TOUCH UP/DOWN DR/PASS WIN60/40 EASYFOLD REAR BENCHAMBIENT LIGHTINGAUTO-DIM REARVIEW MIRRORDUAL ILLUM VIS VANITY MIRRDUAL-ZONE ELECTRONIC AUTO CLIMATE CONTROLHTD LTHR WRAPPED STR WHL W/CRUISE AND AUDIO CTRLSHTD, 10-WAY PWR DRV W/MEM & 10-WAY PWR PASSPOWERPOINTS - 12VROTARY GEAR SHIFT DIALUSB A (1) AND C (1)	FUNCTIONAL <ul style="list-style-type: none">B&O SOUND SYSTEM, 12 SPKRFORD CO-PILOT360™FORDPASS™ CONNECT 4GWI-FI HOTSPOT TELEMATICS MODEMFORWARD SENSING SYSTEMINTELLIGENT ACCESS W/PUSH BUTTON STARTREAR VIEW CAMERA W/WASHERREMOTE START SYSTEMREVERSE SENSING SYSTEMSIRIUSXM® W/360L- NA AK&HISYNC®4A W/EVR & 12" SCREENUNIVER GARAGE DOOR OPENERWIRELESS CHARGING PAD	SAFETY/SECURITY <ul style="list-style-type: none">ADVANCETRAC® WITH RSC®AIRBAG-DRIVER/PASS KNEEAIRBAGS - DUAL STAGE FRONTAIRBAGS - FRONT SEAT MOUNTED SIDE IMPACTAIRBAGS - SAFETY CANOPY®INDIV TIRE PRESS MONIT SYSLATCH CHILD SAFETY SYSTEMPERIMETER ALARMPERSONAL SAFETY SYSTEM™SOS POST-CRASH ALERT SYST™ WARRANTY <ul style="list-style-type: none">3YR/36,000 BUMPER / BUMPER5YR/60,000 POWERTRAIN5YR/60,000 ROADSIDE ASSIST

INCLUDED ON THIS VEHICLE EQUIPMENT GROUP 300A	(MSRP)	PRICE INFORMATION	(MSRP)
OPTIONAL EQUIPMENT/OTHER .19" NICKEL PTND ALUM WHLS .TIRE INFT/SLNT KIT NO SPR INC .245/55R19 A/S BSW TIRES FORD CO-PILOT360 ASSIST+ .EVASIVE STEERING ASSIST .ADAPT CRUISE W/S&G & LANE CTR .CNCTD BLT-IN NAV (3-YR INC) 50 STATE EMISSIONS PANORAMIC VISTA ROOF CLASS II TRAILER TOW PACKAGE	795.00 NO CHARGE 1,595.00 435.00	BASE PRICE TOTAL OPTIONS/OTHER TOTAL VEHICLE & OPTIONS/OTHER DESTINATION & DELIVERY	\$40,435.00 2,825.00 43,260.00 1,245.00

	RAMP ONE	CONVOY	ITEM #:	44-S201 O/T 2	<div><div>Whether you decide to lease or finance your vehicle, you'll find the choices that are right for you. See your dealer for details or visit www.ford.com/finance.</div></div>
	CS60				
	RAMP TWO				
This label is affixed pursuant to the Federal Automobile Information Disclosure Act. Gasoline, License, and Title Fees, State and Local taxes are not included. Dealer installed options or accessories are not included unless listed above.			MB191 N RB 2X 115 000480 02 19 21		


EPA DOT

Fuel Economy and Environment



Gasoline Vehicle

Fuel Economy



23

combined city/hwy

20

city

28

highway

4.3

gallons per 100 miles

Small SUVs range from 16 to 120 MPG. The best vehicle rates 141 MPGe.

You spend

\$1,250

more in fuel costs over 5 years compared to the average new vehicle.

Annual fuel cost

\$1,750

Fuel Economy & Greenhouse Gas Rating (tailpipe only)

Smog Rating (tailpipe only)

1

5

10

Best

1

5


10




Best

This vehicle emits 383 grams CO₂ per mile. The best emits 0 grams per mile (tailpipe only). Producing and distributing fuel also create emissions; learn more at fuelconomy.gov.

Actual results will vary for many reasons, including driving conditions and how you drive and maintain your vehicle. The average new vehicle gets 27 MPG and costs \$7,500 to fuel over 5 years. Cost estimates are based on 15,000 miles per year at \$2.70 per gallon. MPGe is miles per gasoline gallon equivalent. Vehicle emissions are a significant cause of climate change and smog.

Smartphone QR Code™





fuelconomy.gov

Calculate personalized estimates and compare vehicles

GOVERNMENT 5-STAR SAFETY RATINGS

Overall Vehicle Score

★★★★★

Based on the combined ratings of frontal, side and rollover. Should ONLY be compared to other vehicles of similar size and weight.

Frontal Crash	Driver Passenger	★★★★★
Side Crash	Front seat Rear seat	★★★★★
Rollover		★★★★

Based on the risk of injury in a frontal impact. Should ONLY be compared to other vehicles of similar size and weight.

Based on the risk of injury in a side impact.

Based on the risk of rollover in a single-vehicle crash.

Star ratings range from 1 to 5 stars (★★★★★), with 5 being the highest. Source: National Highway Traffic Safety Administration (NHTSA). www.safercar.gov or 1-888-327-4236

2FMPK4K99MBA15365



**WARNING:** Operating, servicing and maintaining a passenger vehicle, pickup truck, van, or off-road vehicle can expose you to chemicals including engine exhaust, carbon monoxide, phthalates, and lead, which are known to the State of California to cause cancer and birth defects or other reproductive harm. To minimize exposure, avoid breathing exhaust, do not idle the engine except as necessary, service your vehicle in a well-ventilated area and wear gloves or wash your hands frequently when servicing your vehicle. For more information go to www.P65Warnings.ca.gov/passenger-vehicle.

SCAN OR TEXT 2FMBA15365 TO 48028

Msg & Data rates may apply. Text HELP for help



www.ford.com/help/privacy-terms/

05/21/2024