


ford.com

VEHICLE DESCRIPTION

EDGE

2024 EDGE TITANIUM AWD
5-PASSENGER
TWIN-SCRL 2.0L ECOBOOST ENG
8-SPD AUTO TRANSMISSION

RB A96053

EXTERIOR
STONE BLUE METALLIC
INTERIOR
CERAMIC ACTIVEX TRM STS W/P


STANDARD EQUIPMENT INCLUDED AT NO EXTRA CHARGE			
EXTERIOR <ul style="list-style-type: none">BELTLINE MOLDING- BRIGHTEASY FUEL® CAPLESS FILLEREXHAUST TIPS - STAINLESS STEELFOG LAMPS-LEDGRILLE - CHROMEHEADLAMPS - ADAPTIVE LEDHEADLAMPS - AUTO HIGH BEAMHEADLAMPS -WIPER ACTIVATEDLED SIGNATURE LIGHTINGLIFTGATE - HANDS-FREEMIRRORS - PWR/HTD/MAN FOLD LED SIG/APPROACH LAMP/MEMPRIVACY GLASS - REAR DOORSWIPERS - RAIN-SENSING	INTERIOR <ul style="list-style-type: none">110V/150W AC POWER OUTLET1TOUCH UP/DOWN DR/PASS WIN2ND ROW HEATED SEATS60/40 EASYFOLD REAR BENCHAMBIENT LIGHTINGAUTO-DIM REARVIEW MIRRORDUAL-ZONE ELECTRONIC AUTO CLIMATE CONTROLHTD LTHR WRAPPED STR WHL W/CRUISE AND AUDIO CTRLSPWR TILT/TEL STR COL W/MEMROTARY GEAR SHIFT DIALSEATS-HTD/CLD, 10-WAY PWR W/MEM DR & 6-WAY PW PASSUSB A AND C	FUNCTIONAL <ul style="list-style-type: none">B&O SOUND SYSTEM, 12 SPKRFORD CO-PILOT360™FORDPASS™ CONNECT 4GWI-FI HOTSPOT TELEMATICS MODEMINTELL ACCESS W/PUSH STARTREAR PARKING SENSORSREAR VIEW CAMERAREMOTE START SYSTEMSIRIUSXM® W/360L- NA AK&HISYNC®4A W/EVR & 12" SCREENUNIVER GARAGE DOOR OPENERWIRELESS CHARGING PAD	SAFETY/SECURITY <ul style="list-style-type: none">ADVANCETRAC™ WITH RSC®AIRBAG-DRIVER/PASS KNEEAIRBAGS - DUAL STAGE FRONTAIRBAGS - FRONT SEAT MOUNTED SIDE IMPACTAIRBAGS - SAFETY CANOPY®INDIV TIRE PRESS MONIT SYSLATCH CHILD SAFETY SYSTEMPERIMETER ALARMPERSONAL SAFETY SYSTEM™SOS POST-CRASH ALERT SYST™ WARRANTY <ul style="list-style-type: none">3YR/36,000 BUMPER / BUMPER5YR/60,000 POWERTRAIN5YR/60,000 ROADSIDE ASSIST

INCLUDED ON THIS VEHICLE	(MSRP)	PRICE INFORMATION	(MSRP)
EQUIPMENT GROUP 301A <ul style="list-style-type: none">•ADAPT CRUISE W/S&G & LANE CTR•AUTO-DIM DRVR SDVIEW MIRROR•EVASIVE STEERING ASSIST	2,150.00	BASE PRICE TOTAL OPTIONS/OTHER	\$43,820.00 6,515.00
OPTIONAL EQUIPMENT/OTHER 2024 MODEL YEAR STONE BLUE METALLIC 245/50R20 A/S BSW TIRES PANORAMIC VISTA ROOF TITANIUM ELITE PACKAGE 20" POLISHED ALUM WHEELS REAR PAINTED BUMPER-BODY CLR LWER BDYSDE MLDG-CHRM INSERTS UPPER GRILLE-CHROME ACCENTS 50 STATE EMISSIONS MINI SPARE WHL/TIRE CONNECTED NAV (1-YR INC) FRONT LICENSE PLATE BRACKET	495.00 1,595.00 2,175.00 NO CHARGE 100.00 NO CHARGE	TOTAL VEHICLE & OPTIONS/OTHER DESTINATION & DELIVERY	50,335.00 1,495.00

	RAMP ONE		TOTAL MSRP \$51,830.00
	RK34	RAIL	
	RAMP TWO	ITEM #: 52-1114 O/T 2	
	This label is affixed pursuant to the Federal Automobile Information Disclosure Act. Gasoline, License, and Title Fees, State and Local taxes are not included. Dealer installed options or accessories are not included unless listed above.		RB131 N RB 2X 425 000625 02 13 24


EPA DOT

Fuel Economy and Environment



Gasoline Vehicle

Fuel Economy



23 MPG

combined city/hwy

21 MPG

city

28 MPG

highway

Small SUVs range from 14 to 123 MPG. The best vehicle rates 140 MPGe.

4.3 gallons per 100 miles

You spend **\$2,000** more in fuel costs over 5 years compared to the average new vehicle.

Annual fuel cost

\$2,350

Fuel Economy & Greenhouse Gas Rating (tailpipe only)

5

Best

Smog Rating (tailpipe only)

6




Best

This vehicle emits 380 grams CO₂ per mile. The best emits 0 grams per mile (tailpipe only). Producing and distributing fuel also create emissions; learn more at fueleconomy.gov.


Actual results will vary for many reasons, including driving conditions and how you drive and maintain your vehicle. The average new vehicle gets 28 MPG and costs \$9,750 to fuel over 5 years. Cost estimates are based on 15,000 miles per year at \$3.60 per gallon. MPGe is miles per gasoline gallon equivalent. Vehicle emissions are a significant cause of climate change and smog.

fueleconomy.gov

Calculate personalized estimates and compare vehicles



Smartphone QR Code™



GOVERNMENT 5-STAR SAFETY RATINGS

Overall Vehicle Score ★ ★ ★ ★ ★

Based on the combined ratings of frontal, side and rollover. Should ONLY be compared to other vehicles of similar size and weight.

Frontal Crash	Driver Passenger	★ ★ ★ ★ ★ ★ ★ ★ ★ ★
----------------------	------------------	------------------------

Based on the risk of injury in a frontal impact. Should ONLY be compared to other vehicles of similar size and weight.

Side Crash	Front seat Rear seat	★ ★ ★ ★ ★ ★ ★ ★ ★ ★
-------------------	----------------------	------------------------

Based on the risk of injury in a side impact.

Rollover ★ ★ ★ ★

Based on the risk of rollover in a single-vehicle crash.

Star ratings range from 1 to 5 stars (★★★★★), with 5 being the highest. Source: National Highway Traffic Safety Administration (NHTSA). www.safercar.gov or 1-888-327-4236

2FMPK4K90RBA96053



WARNING: Operating, servicing and maintaining a passenger vehicle, pickup truck, van, or off-road vehicle can expose you to chemicals including engine exhaust, carbon monoxide, phthalates, and lead, which are known to the State of California to cause cancer and birth defects or other reproductive harm. To minimize exposure, avoid breathing exhaust, do not idle the engine except as necessary, service your vehicle in a well-ventilated area and wear gloves or wash your hands frequently when servicing your vehicle. For more information go to www.P65Warnings.ca.gov/passenger-vehicle.

SCAN OR TEXT 2FRBA96053 TO 48028

Msg & Data rates may apply. Text HELP for help



www.ford.com/help/privacy-terms/