

  
ford.com

VEHICLE DESCRIPTION

EDGE

2024 EDGE SEL AWD  
5-PASSENGER  
TWIN-SCRL 2.0L ECOBOOST ENG  
8-SPD AUTO TRANSMISSION

RB


B14803

EXTERIOR  
ATLAS BLUE

INTERIOR  
DUNE ACTIVEX TRIMMED


STANDARD EQUIPMENT INCLUDED AT NO EXTRA CHARGE			
<b>EXTERIOR</b> <ul style="list-style-type: none"><li>BELTLINE MOLDING- BRIGHT</li><li>DOOR HANDLES - BODY COLOR</li><li>EASY FUEL® CAPLESS FILLER</li><li>HEADLAMPS - AUTO HIGH BEAM</li><li>HEADLAMPS -WIPER ACTIVATED</li><li>HEADLAMPS - LED WITH SIGN LTG W/DARK BEZEL</li><li>MIRRORS-HTD/POWER GLASS, MANUAL FOLD</li><li>PRIVACY GLASS - REAR DOORS</li><li>REAR WIPER/WASHER/DEFROST</li><li>TAILLAMPS-LED</li></ul>	<b>INTERIOR</b> <ul style="list-style-type: none"><li>1TOUCH UP/DOWN DR/PASS WIN</li><li>60/40 EASYFOLD REAR BENCH</li><li>AUTO-DIM REARVIEW MIRROR</li><li>CUPHOLDERS - 8</li><li>DUAL ILLUM VIS VANITY MIRR</li><li>DUAL-ZONE ELECTRONIC AUTO CLIMATE CONTROL</li><li>POWERPOINTS - 12V</li><li>ROTARY GEAR SHIFT DIAL</li><li>SEATS-HTD, 8-WAY PWR DRV &amp; 4-WAY PWR PASS</li><li>USB A AND C</li></ul>	<b>FUNCTIONAL</b> <ul style="list-style-type: none"><li>AM/FM/MP3, 6 SPEAKERS</li><li>AUTO START STOP TECH</li><li>ELECTRONIC PWR ASST STEER</li><li>FORD CO-PILOT360™</li><li>FORDPASS™ CONNECT 4GWI-FI HOTSPOT TELEMATICS MODEM</li><li>INTELL ACCESS W/PUSH START</li><li>REAR PARKING SENSORS</li><li>REAR VIEW CAMERA</li><li>SIRIUSXM® W/360L- NA AK&amp;HI</li><li>SYNC®4A W/EVR &amp; 12" SCREEN</li></ul>	<b>SAFETY/SECURITY</b> <ul style="list-style-type: none"><li>ADVANCETRAC™ WITH RSC®</li><li>AIRBAG-DRIVER/PASS KNEE</li><li>AIRBAGS - DUAL STAGE FRONT</li><li>AIRBAGS - FRONT SEAT MOUNTED SIDE IMPACT</li><li>AIRBAGS - SAFETY CANOPY®</li><li>INDIV TIRE PRESS MONIT SYS</li><li>LATCH CHILD SAFETY SYSTEM</li><li>PERSONAL SAFETY SYSTEM™</li><li>SECURILOCK® ANTI-THEFT SYS</li><li>SOS POST-CRASH ALERT SYST™</li></ul> <b>WARRANTY</b> <ul style="list-style-type: none"><li>3YR/36,000 BUMPER / BUMPER</li><li>5YR/60,000 POWERTRAIN</li><li>5YR/60,000 ROADSIDE ASSIST</li></ul>

INCLUDED ON THIS VEHICLE	(MSRP)	PRICE INFORMATION	(MSRP)
<b>EQUIPMENT GROUP 201A</b>		BASE PRICE	\$39,665.00
<b>OPTIONAL EQUIPMENT/OTHER</b>		TOTAL OPTIONS/OTHER	1,350.00
.18" SPLT-SPK SLVR PTD ALUM WH			
245/60R18 A/S BSW TIRES			
CONVENIENCE PACKAGE	1,250.00	TOTAL VEHICLE & OPTIONS/OTHER	41,015.00
.PERIMETER ALARM		DESTINATION & DELIVERY	1,495.00
.POWER LIFTGATE			
.REMOTE START SYSTEM			
.UNIVERSAL GARAGE DOOR OPENER			
.WIRELESS CHARGING PAD			
50 STATE EMISSIONS	NO CHARGE		
MINI SPARE WHL/TIRE	100.00		

	RAMP ONE		TOTAL MSRP \$42,510.00
	CM6P	CONVOY	
	RAMP TWO	ITEM #: 53-S100 O/T 2	<div> Ford Credit</div> <div>Whether you decide to lease or finance your vehicle, you'll find the choices that are right for you. See your dealer for details or visit <a href="http://www.ford.com/finance">www.ford.com/finance</a>.</div>
	This label is affixed pursuant to the Federal Automobile Information Disclosure Act. Gasoline, License, and Title Fees, State and Local taxes are not included. Dealer installed options or accessories are not included unless listed above.		RD111 N RB 2X 425 000148 04 11 24


EPA DOT

Fuel Economy and Environment



Gasoline Vehicle

Fuel Economy



23 MPG

combined city/hwy

21 city

28 highway

4.3 gallons per 100 miles

You spend

\$2,000

more in fuel costs over 5 years

compared to the average new vehicle.

Annual fuel cost

\$2,350

Fuel Economy & Greenhouse Gas Rating (tailpipe only)

Smog Rating (tailpipe only)

1510

5

Best

1610




6

Best

This vehicle emits 380 grams CO<sub>2</sub> per mile. The best emits 0 grams per mile (tailpipe only). Producing and distributing fuel also create emissions; learn more at [fuelconomy.gov](http://fuelconomy.gov).

Actual results will vary for many reasons, including driving conditions and how you drive and maintain your vehicle. The average new vehicle gets 28 MPG and costs \$9,750 to fuel over 5 years. Cost estimates are based on 15,000 miles per year at \$3.60 per gallon. MPGe is miles per gasoline gallon equivalent. Vehicle emissions are a significant cause of climate change and smog.

Calculate personalized estimates and compare vehicles



GOVERNMENT 5-STAR SAFETY RATINGS

Overall Vehicle Score

★★★★★

Based on the combined ratings of frontal, side and rollover. Should ONLY be compared to other vehicles of similar size and weight.

Frontal Crash

Driver Passenger

★★★★★

Based on the risk of injury in a frontal impact. Should ONLY be compared to other vehicles of similar size and weight.

Side Crash

Front seat Rear seat

★★★★★

Based on the risk of injury in a side impact.

Rollover

★★★★

Based on the risk of rollover in a single-vehicle crash.

Star ratings range from 1 to 5 stars (★★★★★), with 5 being the highest.  
Source: National Highway Traffic Safety Administration (NHTSA).  
[www.safercar.gov](http://www.safercar.gov) or 1-888-327-4236

2FMPK4J98RBB14803





**WARNING:** Operating, servicing and maintaining a passenger vehicle, pickup truck, van, or off-road vehicle can expose you to chemicals including engine exhaust, carbon monoxide, phthalates, and lead, which are known to the State of California to cause cancer and birth defects or other reproductive harm. To minimize exposure, avoid breathing exhaust, do not idle the engine except as necessary, service your vehicle in a well-ventilated area and wear gloves or wash your hands frequently when servicing your vehicle. For more information go to [www.P65Warnings.ca.gov/passenger-vehicle](http://www.P65Warnings.ca.gov/passenger-vehicle).

SCAN OR TEXT 2FRBB14803 TO 48028

Msg & Data rates may apply. Text HELP for help



[www.ford.com/help/privacy-terms/](http://www.ford.com/help/privacy-terms/)