



Go Further

ford.com

VEHICLE DESCRIPTION

EDGE

2022 EDGE ST-LINE-AWD  
5-PASSENGER  
TWIN-SCRL 2.0L ECOBOOST ENG  
8-SPD AUTO TRANSMISSION

EXTERIOR  
AGATE BLACK METALLIC  
INTERIOR  
EBONY ACTIVEX SEAT MATERIAL

NB A01223


STANDARD EQUIPMENT INCLUDED AT NO EXTRA CHARGE			
<b>EXTERIOR</b> <ul style="list-style-type: none"><li>BELTLINE MOLDING - BLACK</li><li>EASY FUEL® CAPLESS FILLER</li><li>FOG LAMPS-LED</li><li>HEADLAMPS - AUTO HIGH BEAM</li><li>HEADLAMPS -WIPER ACTIVATED</li><li>HEADLAMPS - LED WITH SIGN LTG W/DARK BEZEL</li><li>MIRRORS-HTD/POWER GLASS, MANUAL FOLD</li><li>POWER LIFTGATE</li><li>PRIVACY GLASS - REAR DOORS</li><li>ST-LINE BADGE</li><li>TAILLAMPS-LED</li><li>UNIQUE FRT/RR LOWER FASCIA</li></ul>	<b>INTERIOR</b> <ul style="list-style-type: none"><li>1TOUCH UP/DOWN DR/PASS WIN</li><li>60/40 EASYFOLD REAR BENCH</li><li>AUTO-DIM REARVIEW MIRROR</li><li>DUAL ILLUM VIS VANITY MIRR</li><li>DUAL-ZONE ELECTRONIC AUTO CLIMATE CONTROL</li><li>FLOOR MATS W/RED STITCHING</li><li>LEATHER WRAPPED STR WHEEL W/CRUISE AND AUDIO CONTROL</li><li>POWERPOINTS - 12V</li><li>SEATS - HEATED, 10-WAY PWR DRV &amp; 4-WAY PWR PASS</li><li>TILT/TELESCOPE STR COLUMN</li><li>USB A AND C</li></ul>	<b>FUNCTIONAL</b> <ul style="list-style-type: none"><li>AUTO START STOP TECH</li><li>FORD CO-PILOT360™</li><li>FORDPASS™ CONNECT 4GWI-FI HOTSPOT TELEMATICS MODEM</li><li>INTELL ACCESS W/PUSH START</li><li>REAR PARKING SENSORS</li><li>REAR VIEW CAMERA W/WASHER</li><li>REMOTE START SYSTEM</li><li>SECURICODE KEYLESS KEYPAD</li><li>SIRIUSXM® W/360L- NA AK&amp;HI</li><li>SYNC®4A W/EVR &amp; 12" SCREEN</li><li>UNIVER GARAGE DOOR OPENER</li><li>WIRELESS CHARGING PAD</li></ul>	<b>SAFETY/SECURITY</b> <ul style="list-style-type: none"><li>ADVANCETRAC™ WITH RSC®</li><li>AIRBAG-DRIVER/PASS KNEE</li><li>AIRBAGS - DUAL STAGE FRONT</li><li>AIRBAGS - FRONT SEAT MOUNTED SIDE IMPACT</li><li>AIRBAGS - SAFETY CANOPY®</li><li>INDIV TIRE PRESS MONIT SYS</li><li>LATCH CHILD SAFETY SYSTEM</li><li>PERIMETER ALARM</li><li>PERSONAL SAFETY SYSTEM™</li><li>SOS POST-CRASH ALERT SYST™</li></ul> <b>WARRANTY</b> <ul style="list-style-type: none"><li>3YR/36,000 BUMPER / BUMPER</li><li>5YR/60,000 POWERTRAIN</li><li>5YR/60,000 ROADSIDE ASSIST</li></ul>

INCLUDED ON THIS VEHICLE	(MSRP)		(MSRP)
<b>EQUIPMENT GROUP 250A</b>		<b>PRICE INFORMATION</b>	
<b>OPTIONAL EQUIPMENT/OTHER</b>		BASE PRICE	\$41,095.00
.20" PREM PAINTED ALUM WHEELS		TOTAL OPTIONS/OTHER	2,840.00
245/50R20 A/S BSW TIRES			
CONVENIENCE PACKAGE	NO CHARGE		
TIRE INFT/SLNT KIT NO SPR INC		TOTAL VEHICLE & OPTIONS/OTHER	43,935.00
HEATED STEERING WHEEL	350.00	DESTINATION & DELIVERY	1,245.00
FORD CO-PILOT360 ASSIST+	895.00		
.ADAPT CRUISE W/S&G & LANE CTR			
.EVASIVE STEERING ASSIST			
.CNCTD BLT-IN NAV (3-YR INC)			
50 STATE EMISSIONS	NO CHARGE		
PANORAMIC VISTA ROOF	1,595.00		

	RAMP ONE		TOTAL MSRP \$45,180.00
	CC51	CONVOY	
	RAMP TWO	ITEM #: 48-O908 O/T 2	
	This label is affixed pursuant to the Federal Automobile Information Disclosure Act. Gasoline, License, and Title Fees, State and Local taxes are not included. Dealer installed options or accessories are not included unless listed above.		MM012 N RB 2X 215 000042 12 01 21


EPA DOT

Fuel Economy and Environment



Gasoline Vehicle

Fuel Economy



23 MPG

combined city/hwy

21 city

28 highway

4.3 gallons per 100 miles

Small SUVs range from 16 to 125 MPG. The best vehicle rates 142 MPGe.

You spend \$1,250 more in fuel costs over 5 years compared to the average new vehicle.

Annual fuel cost \$1,550

Fuel Economy & Greenhouse Gas Rating (tailpipe only) 5




Smog Rating (tailpipe only) 6

This vehicle emits 380 grams CO2 per mile. The best emits 0 grams per mile (tailpipe only). Producing and distributing fuel also create emissions; learn more at fueleconomy.gov.


Actual results will vary for many reasons, including driving conditions and how you drive and maintain your vehicle. The average new vehicle gets 27 MPG and costs \$6,500 to fuel over 5 years. Cost estimates are based on 15,000 miles per year at \$2.35 per gallon. MPGe is miles per gasoline gallon equivalent. Vehicle emissions are a significant cause of climate change and smog.

fueleconomy.gov

Calculate personalized estimates and compare vehicles



Smartphone QR Code™



GOVERNMENT 5-STAR SAFETY RATINGS

Overall Vehicle Score ★ ★ ★ ★ ★  
Based on the combined ratings of frontal, side and rollover. Should ONLY be compared to other vehicles of similar size and weight.

Frontal Crash

Driver Passenger

★ ★ ★ ★ ★  
★ ★ ★ ★ ★

Based on the risk of injury in a frontal impact. Should ONLY be compared to other vehicles of similar size and weight.

Side Crash

Front seat Rear seat

★ ★ ★ ★ ★  
★ ★ ★ ★ ★

Based on the risk of injury in a side impact.

Rollover


★ ★ ★ ★

Based on the risk of rollover in a single-vehicle crash.


Star ratings range from 1 to 5 stars (★★★★★), with 5 being the highest. Source: National Highway Traffic Safety Administration (NHTSA). www.safercar.gov or 1-888-327-4236

2FMPK4J93NBA01223



**WARNING:** Operating, servicing and maintaining a passenger vehicle, pickup truck, v vehicle can expose you to chemicals including engine exhaust, carbon monoxide, phtl lead, which are known to the State of California to cause cancer and birth defects or other reproductive harm. To minimize exposure, avoid breathing exhaust, do not idle the engine except as necessary, service your vehicle in a well-ventilated area and wear gloves or wash your hands frequently when servicing your vehicle. For more information go to www.P65Warnings.ca.gov/passenger-vehicle.

rates may apply. Text HELP for help



www.ford.com/help/privacy-terms/