



Go Further

ford.com

VEHICLE DESCRIPTION

EDGE

2015 FORD EDGE SPORT - AWD  
5-PASSENGER  
2.7L GTDI V6 ENGINE  
6-SPD AUTOMATIC TRANS

EXTERIOR  
TUXEDO BLACK METALLIC  
INTERIOR  
EBONY PERORATED SUEDE

FB B74344


STANDARD EQUIPMENT INCLUDED AT NO EXTRA CHARGE			
<b>EXTERIOR</b> <ul style="list-style-type: none"><li>• 20" POLISHED ALUM WHEELS</li><li>• BLACK BELTLINE MOLDING</li><li>• DOOR HANDLES - BODY COLOR</li><li>• DUAL INTEGRATED EXHAUST TIPS</li><li>• GRILLE - BLACK</li><li>• LED SIGNATURE LAMPS</li><li>• LED TAILLAMPS W/LIGHT BAR</li><li>• MIRRORS - PWR/HTD/MAN FOLD</li><li>• LED SIG/APPROACH LAMP/MEM</li><li>• PRIVACY GLASS</li><li>• REAR SPOILER, BODY COLOR</li></ul>	<b>INTERIOR</b> <ul style="list-style-type: none"><li>• 1TOUCH UP/DOWN DR/PASS WIN</li><li>• 60/40 EASYFOLD REAR BENCH</li><li>• A/C W/DUAL CLIMATE CONTROL</li><li>• ALUMINUM GAS/BRAKE PEDALS</li><li>• AMBIENT LIGHTING</li><li>• AUTO DIM REARVIEW MIRROR</li><li>• CARGO MANAGEMENT SYSTEM</li><li>• CUPHOLDERS - 8</li><li>• FLOORMATS-1ST AND 2ND ROW</li><li>• GLOBAL OPEN WINDOWS</li><li>• LEATHER TRIMMED SEATS W/ 10-WAY DR/PA &amp; DR MEM</li><li>• LEATHER WRAPPED STR WHEEL W/CRUISE AND AUDIO CONTRO</li><li>• SUEDED SEAT INSERTS</li></ul>	<b>FUNCTIONAL</b> <ul style="list-style-type: none"><li>• 6-SPEED SST W/PADDLE SHIFT</li><li>• EASYFUEL CAPLESS FILLER</li><li>• HILL START ASSIST</li><li>• INTELLIGENT ACCESS W/PUSH BUTTON START</li><li>• MYKEY</li><li>• POWERPOINTS (4)</li><li>• REAR VIEW CAMERA</li><li>• REAR WIPER/WASHER/DEFROST</li><li>• REVERSE SENSING SYSTEM</li><li>• SIRIUS SAT SVC N/A AK&amp;HI</li><li>• SONY PREM STEREO/SINGLE CD</li><li>• SPORT-TUNED SUSPENSION</li><li>• SYNC W/ MYFORD TOUCH</li><li>• UNIVER GARAGE DOOR OPENER</li></ul>	<b>SAFETY/SECURITY</b> <ul style="list-style-type: none"><li>• ADVANCETRAC WITH RSC</li><li>• AIRBAGS - DUAL STAGE FRONT</li><li>• AIRBAGS - FRONT SEAT MOUNTED SIDE IMPACT</li><li>• AIRBAGS - SAFETY CANOPY</li><li>• AUTOLAMP/RAINLAMP</li><li>• LATCH CHILD SAFETY SYSTEM</li><li>• PERIMETER ALARM</li><li>• SECURICODE KEYLESS KEYPAD</li><li>• SOS POST CRASH ALERT SYS</li><li>• TIRE PRESSURE MONITOR SYS</li></ul> <b>WARRANTY</b> <ul style="list-style-type: none"><li>• 3YR/36,000 BUMPER / BUMPER</li><li>• 5YR/60,000 POWERTRAIN</li><li>• 5YR/60,000 ROADSIDE ASSIST</li></ul>

INCLUDED ON THIS VEHICLE	(MSRP)		(MSRP)
<b>EQUIPMENT GROUP 401A</b> <ul style="list-style-type: none"><li>•VOICE ACTIVATED NAVIGATION SY</li><li>•BLIND SPOT MONITORING SYS</li><li>•REMOTE START</li><li>•AUTO-DIM DRIVER EXT MIRROR</li><li>•LANE DEPARTURE WARNING</li><li>•HEATED REAR SEATS</li><li>•HEATED/COOLED FRONT SEATS</li><li>•HANDS-FREE LIFTGAGE</li><li>•180 DEGREE FRONT CAMERA</li><li>•ENHANCED PARK ASSIST</li><li>•RAIN SENSING WIPERS</li></ul>	3,700.00	<b>PRICE INFORMATION</b> BASE PRICE TOTAL OPTIONS/OTHER	\$40,095.00 6,485.00
		TOTAL VEHICLE & OPTIONS/OTHER DESTINATION & DELIVERY	46,580.00 895.00
		<b>TOTAL BEFORE DISCOUNTS</b>	<b>47,475.00</b>
		<b>AWD DISCOUNT</b>	- 500.00
		<b>TOTAL SAVINGS</b>	- 500.00
<b>OPTIONAL EQUIPMENT/OTHER</b> 265/40R21 BSW TIRES HID HEADLAMPS 2ND RW INFLATABLE SAFETY BELTS FRONT LICENSE PLATE BRACKET CALIFORNIA/GREEN STATES EMISS PANORAMIC VISTA ROOF 21" PREM PAINTED ALUM WHEELS	195.00 NO CHARGE NO CHARGE 1,595.00 995.00		

	RAMP ONE		TOTAL MSRP	\$46,975.00
	RA76		This label is affixed pursuant to the Federal Automobile Information Disclosure Act. Gasoline, License, and Title Fees, State and Local taxes are not included. Dealer installed options or accessories are not included unless listed above.	
	RAMP TWO	FINAL ASSEMBLY PLANT		
		OAKVILLE		
	METHOD OF TRANSP.	ITEM #: 72-6243 O/T 2		
	RAIL	FG092 N RB 2X 520 000952 07 09 15		


EPA DOT

Fuel Economy and Environment



Gasoline Vehicle

Fuel Economy



20

combined city/hwy

MPG

17

city

24

highway

5.0

gallons per 100 miles

Small SUVs range from 17 to 33 MPG. The best vehicle rates 119 MPGe.

You spend

\$2,000

more in fuel costs over 5 years compared to the average new vehicle.

Annual fuel cost

\$2,600

Fuel Economy & Greenhouse Gas Rating (tailpipe only)

Smog Rating (tailpipe only)

1

5

10

Best

1

6

10




Best

This vehicle emits 447 grams CO<sub>2</sub> per mile. The best emits 0 grams per mile (tailpipe only). Producing and distributing fuel also create emissions; learn more at fueleconomy.gov.


Actual results will vary for many reasons, including driving conditions and how you drive and maintain your vehicle. The average new vehicle gets 24 MPG and costs \$11,000 to fuel over 5 years. Cost estimates are based on 15,000 miles per year at \$3.50 per gallon. MPGe is miles per gasoline gallon equivalent. Vehicle emissions are a significant cause of climate change and smog.

fueleconomy.gov

Calculate personalized estimates and compare vehicles



Smartphone QR Code™



GOVERNMENT 5-STAR SAFETY RATINGS

Overall Vehicle Score

★★★★★

Based on the combined ratings of frontal, side and rollover. Should ONLY be compared to other vehicles of similar size and weight.

Frontal Crash	Driver Passenger	★★★★★
Based on the risk of injury in a frontal impact. Should ONLY be compared to other vehicles of similar size and weight.		
Side Crash	Front seat Rear seat	★★★★★
Based on the risk of injury in a side impact.		
Rollover		★★★★
Based on the risk of rollover in a single-vehicle crash.		

Star ratings range from 1 to 5 stars (★★★★★), with 5 being the highest. Source: National Highway Traffic Safety Administration (NHTSA). www.safercar.gov or 1-888-327-4236



2FMPK4AP2FBB74344



Extended Service Plan

Ford ESP is the only extended service plan honored at every Ford dealership in the U.S. and Canada. See your dealer for additional details or visit www.FordOwner.com for more information.



FORD CREDIT

Choose the vehicle you want. Whether you decide to lease or finance, you'll find the choices that are right for you. See your Ford Dealer for details or visit www.FordCredit.com.