



Go Further

ford.com

VEHICLE DESCRIPTION

EDGE

2020 EDGE SEL FWD
5-PASSENGER
TWIN-SCRL 2.0L ECOBOOST ENG
8-SPD AUTO TRANSMISSION

EXTERIOR
ATLAS BLUE
INTERIOR
EBONY ACTIVEX SEAT MATERIAL

LB A89230

STANDARD EQUIPMENT INCLUDED AT NO EXTRA CHARGE

EXTERIOR

- BELTLINE MOLDING- BRIGHT
- EASY FUEL® CAPLESS FILLER
- EXHAUST TIPS - STAINLESS STEEL
- FOG LAMPS-LED
- GRILLE - CHROME
- HEADLAMPS - AUTO BI-LED
- HEADLAMPS -WIPER ACTIVATED
- MIRRORS - PWR/HTD/MAN FOLD W/LED SIG & APPROACH LAMP
- PRIVACY GLASS - REAR DOORS
- REAR INT WIPER/WASH/DFRST
- TAILLAMPS-LED
- WIPERS - RAIN-SENSING

INTERIOR

- 10WAY PWR DR SEAT W/LUMBAR
- 1TOUCH UP/DOWN DR/PASS WIN
- 60/40 EASYFOLD REAR BENCH
- AUTO-DIM REARVIEW MIRROR
- CUPHOLDERS - 8
- DUAL ILLUM VIS VANITY MIRR
- DUAL-ZONE ELECTRONIC AUTO CLIMATE CONTROL
- LEATHER WRAPPED STR WHEEL W/CRUISE AND AUDIO CONTROL
- POWER PASS SEAT - 6-WAY
- POWERPOINTS - 12V
- ROTARY GEAR SHIFT DIAL
- TILT/TELESCOPE STR COLUMN

FUNCTIONAL

- AUTO START STOP TECH
- BLIS (BLIND SPOT INFO SYS)
- FORDPASS™ CONNECT 4GWI-FI HOTSPOT TELEMATICS MODEM
- INTELLIGENT ACCESS W/PUSH BUTTON START
- LANE-KEEPING SYSTEM/ALERT
- PRE-COLLISION ASSIST W/AEB
- REAR VIEW CAMERA W/WASHER
- REVERSE SENSING SYSTEM
- SECURICODE KEYLESS KEYPAD
- SIRIUSXM® - SVC N/A AK&HI
- SYNC®3 8" SCR N W/APPLINK®

SAFETY/SECURITY

- ADVANCETRAC® WITH RSC®
- AIRBAG - DRIVER KNEE
- AIRBAG- GLOVEBOX PASS KNEE
- AIRBAGS - DUAL STAGE FRONT
- AIRBAGS - SAFETY CANOPY®
- AIRBAGS - SIDE IMPACT
- INDIV TIRE PRESS MONIT SYS
- LATCH CHILD SAFETY SYSTEM
- PERSONAL SAFETY SYSTEM™
- SECURILOCK® ANTI-THEFT SYS
- SOS POST-CRASH ALERT SYST™

WARRANTY

- 3YR/36,000 BUMPER / BUMPER
- 5YR/60,000 POWERTRAIN
- 5YR/60,000 ROADSIDE ASSIST

INCLUDED ON THIS VEHICLE

(MSRP)

EQUIPMENT GROUP 201A

•HEATED FRONT SEATS

OPTIONAL EQUIPMENT/OTHER

245/60R18 A/S BSW TIRES

FORD CO-PILOT360 ASSIST+

.EVASIVE STEERING ASSIST

.VOICE-ACTV TOUCH-SCR NAV SYS

.ADAPT CRUISE W/S&G & LANE CTR

CONVENIENCE PACKAGE

.PERIMETER ALARM

.HANDS-FREE, FOOT ACTV LFTGATE

.REMOTE START SYSTEM

.UNIVERSAL GARAGE DOOR OPENER

.WIRELESS CHARGING PAD

50 STATE EMISSIONS

PANORAMIC VISTA ROOF

18" BRT MCH ALM WHL W/PTD PKT

FRONT LICENSE PLATE BRACKET

795.00

935.00

NO CHARGE

1,595.00

895.00

NO CHARGE

PRICE INFORMATION

BASE PRICE

TOTAL OPTIONS/OTHER

TOTAL VEHICLE & OPTIONS/OTHER


DESTINATION & DELIVERY

\$34,355.00

4,220.00


38,575.00

1,245.00

	RAMP ONE		TOTAL MSRP \$39,820.00
	RS14		
	RAMP TWO	RAIL	<div><div></div><div>Whether you decide to lease or finance your vehicle, you'll find the choices that are right for you. See your dealer for details or visit www.ford.com/finance.</div></div> <div>FORD CREDIT</div>
		ITEM #: 24-1121 O/T 2	
	This label is affixed pursuant to the Federal Automobile Information Disclosure Act. Gasoline, License, and Title Fees, State and Local taxes are not included. Dealer installed options or accessories are not included unless listed above.		LF181 N RB 2X 040 000094 06 18 20


EPA DOT

Fuel Economy and Environment



Gasoline Vehicle

Fuel Economy



24

MPG

combined city/hwy

21

city

29

highway

4.2 gallons per 100 miles

You spend

\$1,000

more in fuel costs over 5 years compared to the average new vehicle.

Small SUVs range from 16 to 120 MPG. The best vehicle rates 136 MPGe.

Annual fuel cost

\$1,700

Fuel Economy & Greenhouse Gas Rating (tailpipe only)

Smog Rating (tailpipe only)

1

5

10

Best

1

5

10




Best

This vehicle emits 369 grams CO₂ per mile. The best emits 0 grams per mile (tailpipe only). Producing and distributing fuel also create emissions; learn more at fuelconomy.gov.

Actual results will vary for many reasons, including driving conditions and how you drive and maintain your vehicle. The average new vehicle gets 27 MPG and costs \$7,500 to fuel over 5 years. Cost estimates are based on 15,000 miles per year at \$2.70 per gallon. MPGe is miles per gasoline gallon equivalent. Vehicle emissions are a significant cause of climate change and smog.

fueleconomy.gov

Calculate personalized estimates and compare vehicles



GOVERNMENT 5-STAR SAFETY RATINGS

Overall Vehicle Score

★★★★★

Based on the combined ratings of frontal, side and rollover. Should ONLY be compared to other vehicles of similar size and weight.

Frontal Crash

Driver Passenger

★★★★★

★★★★★

Based on the risk of injury in a frontal impact. Should ONLY be compared to other vehicles of similar size and weight.

Side Crash

Front seat Rear seat

★★★★★

★★★★★

Based on the risk of injury in a side impact.


Rollover


★★★★

Based on the risk of rollover in a single-vehicle crash.

Star ratings range from 1 to 5 stars (★★★★★), with 5 being the highest. Source: National Highway Traffic Safety Administration (NHTSA). www.safercar.gov or 1-888-327-4236


2FMPK3J91LBA89230





WARNING: Operating, servicing and maintaining a passenger vehicle, pickup truck, v vehicle can expose you to chemicals including engine exhaust, carbon monoxide, phtl lead, which are known to the State of California to cause cancer and birth defects or other reproductive harm. To minimize exposure, avoid breathing exhaust, do not idle the engine except as necessary, service your vehicle in a well-ventilated area and wear gloves or wash your hands frequently when servicing your vehicle. For more information go to www.P65Warnings.ca.gov/passenger-vehicle.

rates may apply. Text HELP for help



www.ford.com/help/privacy-terms/