



VEHICLE DESCRIPTION

FG605028



LINCOLN MKS

2015 AWD 4 DOOR SEDAN GTDI  
5-PASSENGER  
3.5L ECOBOOST V6 24V  
6-SPD SELECTSHIFT TRANS

EXTERIOR  
TUXEDO BLACK METALLIC

INTERIOR  
BLACK PREMIUM LEATHER


| STANDARD EQUIPMENT INCLUDED AT NO EXTRA CHARGE  |  |  |  |
|---|--|--|--|
| <b>EXTERIOR</b> <ul style="list-style-type: none"><li>• ADAPTIVE HID HEADLAMPS</li><li>• FOG LAMPS</li><li>• HEATED PWR MIRRORS W/ MEM &amp; SECURITY APPROACH LAMPS</li><li>• EASY FUEL CAPLESS FUEL FIL</li><li>• LIGHT EMITTING DIODE TAILLAMPS</li><li>• DUAL EXHUAST SYSTEM - CHROME TIPS</li><li>• 20" POLISHED ALUMINUM WHEELS</li></ul> | <b>INTERIOR</b> <ul style="list-style-type: none"><li>• STEERING WHEEL - LTHR/WOOD POWER TILT/TELESCOPING</li><li>• 12-WAY PWR DRIVER W/LUMBAR</li><li>• 12-WAY PWR PASS W/LUMBAR</li><li>• HEATED &amp; COOLED FRT SEATS WITH DRIVER'S MEMORY</li><li>• DUAL-ZONE ELECTRONIC AUTO CLIMATE CONTROL</li></ul> | <b>FUNCTIONAL</b> <ul style="list-style-type: none"><li>• 4-WHL DISC BRAKES WITH ABS</li><li>• INTELLIGENT ACCESS W/PUSH BUTTON START</li><li>• SECURICODE KEYLESS ENTRY</li><li>• FWD &amp; REVERSE SENSING SYS</li><li>• MYKEY</li><li>• AMBIENT LIGHTING</li><li>• MYLINCOLN TOUCH</li><li>• SIRIUS SAT RADIO N/A AK/HI</li><li>• SYNC VOICE ACTIVATED SYS</li><li>• REMOTE START</li><li>• ADAPTIVE SUSPENSION (CCD)</li><li>• ELECTRIC PWR ASST STEERING</li><li>• REAR VIEW CAMERA</li></ul> | <b>SAFETY/SECURITY</b> <ul style="list-style-type: none"><li>• PERSONAL SAFETY SYSTEM</li><li>• DUAL STAGE FRONT AIR BAGS</li><li>• SIDE AIRBAGS/SAFETY CANOPY</li><li>• ADVANCE TRAC WITH ESC</li><li>• SOS POST CRASH SYSTEM</li><li>• PERIMETER ANTITHEFT SYSTEM</li></ul><br><b>WARRANTY</b> <ul style="list-style-type: none"><li>• 4 YR/50,000 MI WARRANTY</li><li>• 6YR/70K MI POWERTRAIN WARR</li><li>• 2YR/24K COMP MAINTENANCE</li></ul> |

| INCLUDED ON THIS VEHICLE  | (MSRP)    | PRICE INFORMATION             | (MSRP)      |
|---|-----------|-------------------------------|-------------|
| <b>EQUIPMENT GROUP 201A</b> <ul style="list-style-type: none"><li>• ELITE PACKAGE</li><li>• BLIND SPOT MONITORING SYS</li><li>• HD AM/FM/SINGLE CD RADIO</li><li>• MEMORY ADJUSTABLE FOOT PEDALS</li><li>• POWER REAR SUNSHADE</li><li>• THX-II CERT AUDIO</li><li>• NAVIGATION SYSTEM</li><li>• MULTI CONTOUR SEATS</li><li>• PREMIUM WOOD PACKAGE</li></ul> | 3250.00   | BASE PRICE                    | \$45,840.00 |
|   |           | TOTAL OPTIONS/OTHER           | 7435.00     |
|   |           | TOTAL VEHICLE & OPTIONS/OTHER | 53275.00    |
|   |           | DESTINATION & DELIVERY        | 895.00      |
| <b>OPTIONAL EQUIPMENT/OTHER</b>   |           |                               |             |
| FRONT LICENSE PLATE BRACKET   | NO CHARGE |                               |             |
| DUAL PANEL MOONROOF   | 1695.00   |                               |             |
| TECHNOLOGY PACKAGE  | 1995.00   |                               |             |
| .ACTIVE PARK ASSIST   |           |                               |             |
| .ADAPT CRUISE/COLLI WARNING   |           |                               |             |
| .LANE KEEPING SYSTEM  |           |                               |             |
| COLD WEATHER PACKAGE  | 495.00    |                               |             |
| .HEATED STEERING WHEEL  |           |                               |             |
| .HEATED REAR SEATS  |           |                               |             |
| CALIFORNIA EMISSIONS  | NO CHARGE |                               |             |

|  |                   |                                  |   |
|--|-------------------|----------------------------------|---|
|  | RAMP ONE          |                                  | TOTAL MSRP \$54,170.00  |
|  | CK27              |                                  |   |
|  | RAMP TWO          | FINAL ASSEMBLY PLANT             | This label is affixed pursuant to the Federal Automobile Information Disclosure Act. Gasoline, License, and Title Fees, State and Local taxes are not included. Dealer installed options or accessories are not included unless listed above. |
|  |                   | CHICAGO                          |   |
|  | METHOD OF TRANSP. | ITEM #:                          | 54-5591 0/T 2   |
|  | RAIL              | M077 D 6D AJ 515 019301 09 15 15 |   |


EPA DOT

Fuel Economy and Environment



Gasoline Vehicle

Fuel Economy



20

MPG

combined city/hwy

17

city

25

highway

Large Cars range from 14 to 40 MPG. The best vehicle rates 119 MPGe.

5.0

gallons per 100 miles

You spend

\$2,000

more in fuel costs over 5 years compared to the average new vehicle.

Annual fuel cost

\$2,600

Fuel Economy & Greenhouse Gas Rating (tailpipe only)

Smog Rating (tailpipe only)

1

5

10

Best

This vehicle emits 449 grams CO<sub>2</sub> per mile. The best emits 0 grams per mile (tailpipe only). Producing and distributing fuel also create emissions; learn more at fueleconomy.gov.

1


5




10

Best

Actual results will vary for many reasons, including driving conditions and how you drive and maintain your vehicle. The average new vehicle gets 24 MPG and costs \$11,000 to fuel over 5 years. Cost estimates are based on 15,000 miles per year at \$3.50 per gallon. MPGe is miles per gasoline gallon equivalent. Vehicle emissions are a significant cause of climate change and smog.

Smartphone QR Code™





fueleconomy.gov

Calculate personalized estimates and compare vehicles

GOVERNMENT 5-STAR SAFETY RATINGS

Overall Vehicle Score

★★★★★

Based on the combined ratings of frontal, side and rollover. Should ONLY be compared to other vehicles of similar size and weight.

|               |                  |       |
|---------------|------------------|-------|
| Frontal Crash | Driver Passenger | ★★★★★ |
|---------------|------------------|-------|

Based on the risk of injury in a frontal impact. Should ONLY be compared to other vehicles of similar size and weight.

|            |                      |       |
|------------|----------------------|-------|
| Side Crash | Front seat Rear seat | ★★★★★ |
|------------|----------------------|-------|

Based on the risk of injury in a side impact.

Rollover

★★★★

Based on the risk of rollover in a single-vehicle crash.

Star ratings range from 1 to 5 stars (★★★★★), with 5 being the highest. Source: National Highway Traffic Safety Administration (NHTSA). www.safercar.gov or 1-888-327-4236



1LNHL9FT5FG605028

LINCOLN EXTENDED SERVICE PLAN

Lincoln ESP is the only extended service plan honored at every Lincoln dealership in the U.S. and Canada. See your Lincoln dealer for additional details or visit www.LincolnOwner.com for more information.

LINCOLN AUTOMOTIVE FINANCIAL SERVICES

Choose the vehicle you want. Whether you decide to lease or finance, you'll find the choices that are right for you. See your Lincoln Dealer for details or visit www.LincolnAFS.com.