


ford.com

VEHICLE DESCRIPTION

F-150 LIGHTNING

RW G01274

2024 F-150 4X4 SUPERCREW
145" WHEELBASE
98KWH STD BAT
SINGLE-SPEED TRANSMISSION

EXTERIOR
OXFORD WHITE
INTERIOR
DARK SLATE CLOTH 40/CON/40

| STANDARD EQUIPMENT INCLUDED AT NO EXTRA CHARGE | | | |
|---|---|---|--|
| EXTERIOR | INTERIOR | FUNCTIONAL | SAFETY/SECURITY |
| • BOXLINK™ | • 12" PRODUCTIVITY SCREEN | • 360-DEGREE CAMERA | • ADVANCETRAC™ WITH RSC® |
| • DAYTIME RUNNING LAMPS | • 1TOUCH UP/DOWN DR/PASS WIN | • BLIS W/CROSS-TRAFFIC ALERT | • AIRBAGS - FRONT SEAT MOUNTED SIDE IMPACT |
| • HEADLAMPS - AUTO HIGH BEAM | • 60/40 FOLD-UP REAR BENCH | • CLASS IV TRAILER HITCH | • AIRBAGS - SAFETY CANOPY® |
| • HEADLAMPS - AUTOLAMP (ON/OFF) | • A/C W/DUAL CLIMATE CONTROL | • FORDPASS CONNECT™ 4G HOTSPOT TELEMATICS MODEM | • LED CTR HIGH MNT STOP LAMP |
| • LARGE FRONT TRUNK AREA | • AUTO-DIM REARVIEW MIRROR | • FORWARD SENSING SYSTEM | • PERIMETER ALARM |
| • LED PROJECTOR W/ DYNAMIC BENDING HEADLAMPS | • HEATED CLOTH FRONT SEATS | • LANE-KEEPING SYSTEM | • SOS POST-CRASH ALERT SYST™ |
| • LED SIDE-MIRROR SPOTLIGHTS | • ILLUMINATED ENTRY | • POST-COLLISION BRAKING | |
| • LOCKING REMOVABLE TAILGATE WITH TAILGATE ASSIST | • INTERIOR WORK SURFACE | • PRE-COLLISION ASSIST W/AEB | |
| • PICKUP BOX TIE DOWN HOOKS | • MESSAGE CTR: OUTSIDE TEMP, COMPASS, TRIP COMPUTER | • REVERSE BRAKE ASSIST | |
| • POWER UP/DOWN FRONT HOOD | • PEDALS - POWER ADJUSTABLE | • REVERSE SENSING AND REAR VIEW CAMERA | |
| • REAR PRIVACY GLASS | • POWER DRIV SEAT - 8-WAY | • SECURICODE, KEYLESS ENTRY | |
| • TRAILER SWAY CONTROL | • POWERPOINT - 2 120V | • SIRIUSXM® W/360L- NA AK&HI | |
| | • REAR-WINDOW DEFROSTER | • SYNC®4 W/EVR & 12" SCREEN | |
| | • TILT/TELESCOPE STR COLUMN | | |
| | | | WARRANTY |
| | | | • 3YR/36,000 BUMPER / BUMPER |
| | | | • 5YR/60,000 POWERTRAIN |
| | | | • 5YR/60,000 ROADSIDE ASSIST |
| | | | • 5YR/60,000 SAFETY RESTRAINT SYS |
| | | | • 8YR/100,000 ELECTRIC VEHICLE COMPONENTS |

INCLUDED ON THIS VEHICLE

EQUIPMENT GROUP 311A

•XLT SERIES

(MSRP)

NO CHARGE

500.00

PRICE INFORMATION

BASE PRICE

TOTAL OPTIONS/OTHER

TOTAL VEHICLE & OPTIONS/OTHER

DESTINATION & DELIVERY


(MSRP)

\$64,995.00

500.00

65,495.00

2,095.00



| | | | |
|--|---|---------------|--|
| | RAMP ONE | | TOTAL MSRP \$67,590.00 |
| | CA34 | CONVOY | |
| | RAMP TWO | ITEM #: | Whether you decide to lease or finance your vehicle, you'll find the choices that are right for you. See your dealer for details or visit www.ford.com/finance . |
| | | 52-L300 O/T 2 | |
| | This label is affixed pursuant to the Federal Automobile Information Disclosure Act. Gasoline, License, and Title Fees, State and Local taxes are not included. Dealer installed options or accessories are not included unless listed above. | | RA312 R RB X 420 001653 01 31 24 |

EPA DOT

Fuel Economy and Environment

Electric Vehicle

Fuel Economy

68 MPGe

combined city/hwy

76 city

61 highway

49 kW-hrs per 100 miles

Standard Pickup Trucks range from 12 to 73 MPGe. The best vehicle rates 140 MPGe.

You save \$4,250 in fuel costs over 5 years compared to the average new vehicle.

Driving Range

When fully fueled, vehicle can travel about...

0 40 80 120 160 200 240 miles

Charge Time: 11.9 hours (240V)

Annual fuel cost

\$1,100

Fuel Economy & Greenhouse Gas Rating (tailpipe only)

9

10

Best

Smog Rating (tailpipe only)

1

10


Best

This vehicle emits 0 grams CO2 per mile. The best emits 0 grams per mile (tailpipe only). Does not include emissions from generating electricity, learn more at fuelconomy.gov.

Actual results will vary for many reasons, including driving conditions and how you drive and maintain your vehicle. The average new vehicle gets 28 MPG and costs \$9,750 to fuel over 5 years. Cost estimates are based on 15,000 miles per year at \$15 per kW-hr. MPGe is miles per gasoline gallon equivalent. Vehicle emissions are a significant cause of climate change and smog.

fuelconomy.gov

Calculate personalized estimates and compare vehicles



GOVERNMENT 5-STAR SAFETY RATINGS

Overall Vehicle Score ★★★★★

Based on the combined ratings of frontal, side and rollover. Should ONLY be compared to other vehicles of similar size and weight.

Frontal Crash

Driver Passenger

★★★★★

Based on the risk of injury in a frontal impact. Should ONLY be compared to other vehicles of similar size and weight.

Side Crash

Front seat Rear seat

★★★★★

Based on the risk of injury in a side impact.


Rollover

★★★★★

Based on the risk of rollover in a single-vehicle crash.

Star ratings range from 1 to 5 stars (★★★★★), with 5 being the highest. Source: National Highway Traffic Safety Administration (NHTSA). www.safercar.gov or 1-888-327-4236


1FTVW3LK9RWG01274



! WARNING: Operating, servicing and maintaining a passenger vehicle, pickup truck, van, or off-road vehicle can expose you to chemicals including phthalates and lead, which are known to the State of California to cause cancer and birth defects or other reproductive harm. To minimize exposure, wear gloves or wash your hands frequently when servicing your vehicle. For more information go to www.P65Warnings.ca.gov/passenger-vehicle.

SCAN OR TEXT 1FRW601274 TO 48028

Msg & Data rates may apply. Text HELP for help



www.ford.com/help/privacy-terms/

Ford FORD PROTECT®

Insist on Ford Protect! The only extended service plan fully backed by Ford and honored at every Ford dealership in the U.S., Canada and Mexico. See your Ford dealer or visit www.FordOwner.com.