



ford.com

VEHICLE DESCRIPTION

F-150

2025 F-150 4X4 SUPERCREW
145" WHEELBASE
3.5L POWERBOOST FULL HYBRID
HYBRID ELEC 10-SPD AUTO TRA

EXTERIOR
ANTIMATTER BLUE METALLIC
INTERIOR
JAVA LEATHER

SF B31425

STANDARD EQUIPMENT INCLUDED AT NO EXTRA CHARGE			
EXTERIOR <ul style="list-style-type: none">• DAYTIME RUNNING LAMPS• EXHAUST TIP - CHROME• GRILLE - CHROME SURROUND W/ BRONZE ACCENTS• LED FOG LAMPS• LED PROJECTOR W/ DYNAMIC BENDING HEADLAMPS• LED SIDE-MIRROR SPOTLIGHTS• LED TAIL LAMPS• POWER MIRRORS• POWER SLIDING REAR WINDOW W/DEFROST & PRIVACY TINT• REMOTE TAILGATE RELEASE• RUNNING BOARD-PWR DEPLOY• TWIN PANEL MOONROOF	INTERIOR <ul style="list-style-type: none">• 10-WAY PWR DRV & MULTI-ADJ PWR FRT PASS• 12" PRODUCTIVITY SCREEN• 2ND ROW HEATED SEATS• ADAPTIVE CRUISE CONTROL• GENUINE WOOD ACCENTS• HEAD-UP DISPLAY• HTD LTHR WRAPPED STR WHL• HTD/VENTILATED FRT SEATS• LEATHER BUCKET FRONT SEATS• MEMORY DRIVER SEAT• PEDALS-PWR ADJ W/MEMORY• PWR TILT/TEL STR COL W/MEM	FUNCTIONAL <ul style="list-style-type: none">• 360-DEGREE CAMERA• B&O UNLEASHED, 14 SPKR• BED UTILITY PKG• BLIS W/CROSS-TRAFFIC ALERT• FORDPASS™ CONNECT 5GWI-FI HOTSPOT TELEMATICS MODEM• LANE-KEEPING SYSTEM• MOBILE OFFICE PKG• POST-COLLISION BRAKING• REMOTE START SYSTEM• REVERSE BRAKE ASSIST• REVERSE SENSING AND REAR VIEW CAMERA• SYNC®4 W/EVR & 12" SCREEN• TOW/HAUL PKG	SAFETY/SECURITY <ul style="list-style-type: none">• ADVANCETRAC™ WITH RSC®• AIRBAGS - FRONT SEAT MOUNTED SIDE IMPACT• AIRBAGS - SAFETY CANOPY®• LED CTR HIGH MNT STOP LAMP• SECURE PKG 1 YR INCLUDED• SECURILOCK® ANTI-THEFT SYS• SOS POST-CRASH ALERT SYS™• TIRE PRESSURE MONIT SYS WARRANTY <ul style="list-style-type: none">• 3YR/36,000 BUMPER / BUMPER• 5YR/60,000 POWERTRAIN• 5YR/60,000 ROADSIDE ASSIST• 8YR/100,000 HYBRID BATTERY

INCLUDED ON THIS VEHICLE	(MSRP)	PRICE INFORMATION	(MSRP)
EQUIPMENT GROUP 601A •KING RANCH SERIES		BASE PRICE	\$74,905.00
		TOTAL OPTIONS/OTHER	6,290.00
OPTIONAL EQUIPMENT/OTHER MARSH GRAY ACCENT .20" CHROME-LIKE PVD WHEELS 3.5L POWERBOOST FULL HYBRID HYBRID ELEC 10-SPD AUTO TRANS 275/60R20 BSW ALL-TERRAIN 3.73 MAX TOW E-LOCK REAR AXLE 7400# GVWR PACKAGE FRONT LICENSE PLATE BRACKET 50 STATE EMISSIONS PRO POWER ONBOARD - 7.2KW BLUECRUISE EQUIP: 1 YEAR PLAN MIRROR POWER TELE/GLASS/FOLD FX4 OFF-ROAD PACKAGE .SKID PLATES .FLOOR LINER - TRAY STYLE STANDARD FUEL TANK RETRACTABLE REAR CENTER STEP PAINT PROTECTION FILM WHEEL WELL LINER BEDLINER-TOUGHBED SPRAYIN*ACCY	1,900.00 NO CHARGE 395.00 NO CHARGE NO CHARGE 395.00 1,095.00 430.00 400.00 180.00 595.00	TOTAL VEHICLE & OPTIONS/OTHER DESTINATION & DELIVERY	81,195.00 1,995.00
		TOTAL BEFORE DISCOUNTS	83,190.00
		POWERBOOST HYBRID DISC	- 1,900.00
		TOTAL SAVINGS	- 1,900.00
DEALER INSTALLED OPTIONS Illuminated Ford Logo Badge First Aid Kit with Ford Logo SecuriCode® Wireless Keyless E DIO_Wheel Lock Kit- exposed	530.00 60.00 225.00 85.00		

	RAMP ONE		TOTAL MSRP \$81,290.00
	RA88	RAIL	
	RAMP TWO	ITEM #: 52-6306 O/T 1	
	This label is affixed pursuant to the Federal Automobile Information Disclosure Act. Gasoline, License, and Title Fees, State and Local taxes are not included. Dealer installed options or accessories are not included unless listed above.		SPECIAL ORDER SE151 N RB 2X 560 002852 05 15 25

EPA DOT

Fuel Economy and Environment



Gasoline Vehicle

Fuel Economy



23

MPG

combined city/hwy

22

city

24

highway

Standard Pickup Trucks range from 12 to 87 MPG. The best vehicle rates 140 MPGe.

4.3

gallons per 100 miles

You spend

\$2,000

more in fuel costs over 5 years compared to the average new vehicle.

Annual fuel cost

\$2,300

Fuel Economy & Greenhouse Gas Rating (tailpipe only)

Smog Rating (tailpipe only)

1

5

10

Best

1

6

10

Best

This vehicle emits 386 grams CO₂ per mile. The best emits 0 grams per mile (tailpipe only). Producing and distributing fuel also create emissions; learn more at fueleconomy.gov.

fueleconomy.gov

Calculate personalized estimates and compare vehicles



GOVERNMENT 5-STAR SAFETY RATINGS

Overall Vehicle Score

★★★★★

Based on the combined ratings of frontal, side and rollover. Should ONLY be compared to other vehicles of similar size and weight.

Frontal Crash

Driver Passenger

★★★★★

Based on the risk of injury in a frontal impact. Should ONLY be compared to other vehicles of similar size and weight.

Side Crash

Front seat Rear seat

★★★★★

Based on the risk of injury in a side impact.


Rollover


★★★★

Based on the risk of rollover in a single-vehicle crash.

Star ratings range from 1 to 5 stars (★★★★★), with 5 being the highest.
Source: National Highway Traffic Safety Administration (NHTSA).
www.safercar.gov or 1-888-327-4236


1FTFW6LD2SFB31425



**WARNING:** Operating, servicing and maintaining a passenger vehicle, pickup truck, van, or off-road vehicle can expose you to chemicals including engine exhaust, carbon monoxide, phthalates, and lead, which are known to the State of California to cause cancer and birth defects or other reproductive harm. To minimize exposure, avoid breathing exhaust, do not idle the engine except as necessary, service your vehicle in a well-ventilated area and wear gloves or wash your hands frequently when servicing your vehicle. For more information go to www.P65Warnings.ca.gov/passenger-vehicle.

SCAN OR TEXT 1FSFB31425 TO 48028

Msg & Data rates may apply. Text HELP for help



www.ford.com/help/privacy-terms/

2202505272317