

ford.com

VEHICLE DESCRIPTION

F-150

2025 F-150 4X4 SUPERCREW
145" WHEELBASE
5.0L V8 ENGINE
ELEC TEN-SPEED AUTO TRANS

SK E68727

EXTERIOR
RAPID RED MET TINTED CC
INTERIOR
BLACK INT W/BLACK ACTIVE X


STANDARD EQUIPMENT INCLUDED AT NO EXTRA CHARGE			
EXTERIOR <ul style="list-style-type: none">DAYTIME RUNNING LAMPSFULLY BOXED STEEL FRAMEHEADLAMPS - AUTO HIGH BEAMHEADLAMPS - AUTOLAMP (ON/OFF)LED PROJECTOR W/ DYNAMIC BENDING HEADLAMPSLED SIDE-MIRROR SPOTLIGHTSLED TAIL LAMPSPOWER MIRRORSREMOTE TAILGATE RELEASETRAILER SWAY CONTROL	INTERIOR <ul style="list-style-type: none">10-WAY PWR DRV & MULTI-ADJ PWR FRT PASS12" PRODUCTIVITY SCREENA/C W/DUAL CLIMATE CONTROLACTIVEX SEATING MATERIALADAPTIVE CRUISE CONTROLAUTO DIM REARVIEW MIRRORHTD PREM WRAPPED STR WHLHTD/VENTILATED FRT SEATSPWR DRIVER/PASS LUMBAR	FUNCTIONAL <ul style="list-style-type: none">360-DEGREE CAMERABLIS W/CROSS-TRAFFIC ALERTFORDPASS™ CONNECT 5GWI-FI HOTSPOT TELEMATICS MODEMINTELLIGENT ACCESS W/PUSH BUTTON STARTLANE-KEEPING SYSTEMPOST-COLLISION BRAKINGPRE-COLLISION ASSIST W/AEBREMOTE START SYSTEMREVERSE BRAKE ASSISTREVERSE SENSING AND REAR VIEW CAMERASIRIUSXM® W/360L- NA AK&HISYNC®4 W/EVR & 12" SCREEN	SAFETY/SECURITY <ul style="list-style-type: none">ADVANCETRAC™ WITH RSC®AIRBAGS - FRONT SEAT MOUNTED SIDE IMPACTAIRBAGS - SAFETY CANOPY®CTR HIGH MOUNT STOP LAMPSECURE PKG 1 YR INCLUDEDSECURILOCK® ANTI-THEFT SYSSOS POST-CRASH ALERT SYS™TIRE PRESSURE MONIT SYS

INCLUDED ON THIS VEHICLE	(MSRP)	PRICE INFORMATION	(MSRP)
EQUIPMENT GROUP 501A <ul style="list-style-type: none">LARIAT SERIES	2,670.00	BASE PRICE	\$63,360.00
		TOTAL OPTIONS/OTHER	9,130.00
OPTIONAL EQUIPMENT/OTHER 2025 MODEL YEAR RAPID RED MET TINTED CC 275/60R20 BSW ALL-TERRAIN 3.73 ELECTRONIC LOCK RR AXLE 7100# GVWR PACKAGE FRONT LICENSE PLATE BRACKET LARIAT BLACK APPEARANCE PKG .20" GLOSS BLACK PAINTED ALUM 50 STATE EMISSIONS TWIN PANEL MOONROOF FLOOR LINER - TRAY STYLE BLUECRUISE EQUIP: 90DAY TRIAL TOW/HAUL PACKAGE .INTEGRATED TRAILER BRAKE CONT EXTENDED RANGE 36GAL FUEL TANK PAINT PROTECTION FILM WHEEL WELL LINER BEDLINER-TOUGHBED SPRAYIN*ACCY	495.00 NO CHARGE NO CHARGE 1,250.00 NO CHARGE 1,495.00 200.00 785.00 400.00 180.00 595.00	TOTAL VEHICLE & OPTIONS/OTHER DESTINATION & DELIVERY	72,490.00 1,995.00
DEALER INSTALLED OPTIONS Pivot Storage Box by UnderCove DIO_Kit- ICE Mudflap Console Vault	330.00 300.00 430.00		

	RAMP ONE		TOTAL MSRP \$74,485.00
	CC15		
	RAMP TWO	CONVOY	Scan The QR Code to get more details about this vehicle
		ITEM #: 53-516D O/T A	
	This label is affixed pursuant to the Federal Automobile Information Disclosure Act. Gasoline, License, and Title Fees, State and Local taxes are not included. Dealer installed options or accessories are not included unless listed above.		SPECIAL ORDER SE272 N RB 2X 560 003622 05 27 25


EPA DOT

Fuel Economy and Environment



Gasoline Vehicle

Fuel Economy



19

combined city/hwy

16

city

24

highway

Standard Pickup Trucks range from 12 to 87 MPG. The best vehicle rates 140 MPGe.

You spend

\$4,250

more in fuel costs over 5 years compared to the average new vehicle.

Annual fuel cost

\$2,750

Fuel Economy & Greenhouse Gas Rating (tailpipe only)

Smog Rating (tailpipe only)

1

4

10

Best

1

5

10




Best

This vehicle emits 474 grams CO₂ per mile. The best emits 0 grams per mile (tailpipe only). Producing and distributing fuel also create emissions; learn more at fueleconomy.gov.


Actual results will vary for many reasons, including driving conditions and how you drive and maintain your vehicle. The average new vehicle gets 28 MPG and costs \$9,500 to fuel over 5 years. Cost estimates are based on 15,000 miles per year at \$3.50 per gallon. MPGe is miles per gasoline gallon equivalent. Vehicle emissions are a significant cause of climate change and smog.

fueleconomy.gov

Calculate personalized estimates and compare vehicles



Smartphone QR Code™



GOVERNMENT 5-STAR SAFETY RATINGS

Overall Vehicle Score

★★★★★

Based on the combined ratings of frontal, side and rollover. Should ONLY be compared to other vehicles of similar size and weight.

Frontal Crash

Driver Passenger

★★★★★

Based on the risk of injury in a frontal impact. Should ONLY be compared to other vehicles of similar size and weight.

Side Crash

Front seat Rear seat

★★★★★

Based on the risk of injury in a side impact.


Rollover


★★★★

Based on the risk of rollover in a single-vehicle crash.

Star ratings range from 1 to 5 stars (★★★★★), with 5 being the highest. Source: National Highway Traffic Safety Administration (NHTSA). www.safercar.gov or 1-888-327-4236

1FTFW5L51SKE68727



**WARNING:** Operating, servicing and maintaining a passenger vehicle, pickup truck, v vehicle can expose you to chemicals including engine exhaust, carbon monoxide, phtl lead, which are known to the State of California to cause cancer and birth defects or other reproductive harm. To minimize exposure, avoid breathing exhaust, do not idle the engine except as necessary, service your vehicle in a well-ventilated area and wear gloves or wash your hands frequently when servicing your vehicle. For more information go to www.P65Warnings.ca.gov/passenger-vehicle.

Credit
Get Prequalified now at www.ford.com/finance

2202506053661