



Go Further

ford.com

VEHICLE DESCRIPTION

F-150

2013 F-150 4X4 SUPERCREW
145" WHEELBASE
ECOBOOST 3.5L V6 ENGINE
ELECTRONIC 6-SPD AUTO

DK F18286

EXTERIOR
KODIAK BROWN METALLIC
INTERIOR
ADOBE INT W/CHAPARRAL LEATH


| STANDARD EQUIPMENT INCLUDED AT NO EXTRA CHARGE | | | |
|--|------------------------------|------------------------------|------------------------------|
| EXTERIOR | INTERIOR | FUNCTIONAL | SAFETY/SECURITY |
| • DOOR HANDLES - BODY COLOR | • 1TOUCH UP/DOWN DR/PASS WIN | • 110V OUTLET | • ADVANCETRAC WITH RSC |
| • EASY FUEL CAPLESS FILLER | • 10-WAY PWR DRV/PASS SEATS | • 2-SPEED AUTOMATIC 4WD | • AIRBAGS - FRONT SEAT |
| • EXHAUST TIP - CHROME | • 2ND ROW HEATED SEATS | • 4-WHEEL DISC BRAKES W/ABS | • MOUNTED SIDE IMPACT |
| • FOG LAMPS | • 4.2" LCD CLUSTER SCREEN | • HILL START ASSIST | • AIRBAGS - SAFETY CANOPY |
| • LOCKING REMOVABLE TAILGATE | • AMBIENT LIGHTING | • POWER ADJ PEDALS W/MEM | • MYKEY |
| • POWER SLIDING REAR WINDOW | • AUTO DIM REARVIEW MIRROR | • PWR FOLD/HEAT/SIG/MEM MIRR | • PERIMETER ALARM |
| • W/DEFROST & PRIVACY TINT | • DUAL ILLUM VANITY MIRRORS | • REAR VIEW CAMERA | • SECURICODE KEYLESS KEYPAD |
| • RUNNING BOARDS | • DUAL-ZONE ELECTRONIC | • REMOTE START | • SECURILOCK PASS ANTI THEFT |
| • SPARE TIRE & WHEEL LOCK | • AUTO CLIMATE CONTROL | • REVERSE SENSING SYSTEM | • SOS POST CRASH ALERT SYS |
| • WHEEL LIP MOLDINGS | • HTD/COOLED DVR/PASS SEATS | • SELECTSHIFT TRANSMISSION | • TIRE PRESSURE MONITOR SYS |
| • TOW HOOKS | • LEATHER TRIMMED SEATS | • SYNC W/ MYFORD TOUCH | |
| | • MEMORY DRIVER SEAT | • TRAILER BRAKE CONTROLLER | WARRANTY |
| | • POWER TILT/TELESCOPE | • TRAILER SWAY CONTROL | • 3YR/36,000 BUMPER / BUMPER |
| | • STEERING COLUMN | • TRAILER TOW PKG | • 5YR/60,000 POWERTRAIN |
| | • SIRIUS SAT SVC N/A AK&HI | • UNIVER GARAGE DOOR OPENER | • 5YR/60,000 ROADSIDE ASSIST |

| INCLUDED ON THIS VEHICLE | (MSRP) | PRICE INFORMATION | (MSRP) |
|--------------------------------|-----------|--------------------------------|------------------|
| EQUIPMENT GROUP 600A | | BASE PRICE | \$47,080.00 |
| •KING RANCH | | TOTAL OPTIONS | 6,350.00 |
| OPTIONAL EQUIPMENT | | TOTAL VEHICLE & OPTIONS | 53,430.00 |
| PALE ADOBE ACCENT | | DESTINATION & DELIVERY | 995.00 |
| .SELECT SHIFT TRANSMISSION | | | |
| .SONY SINGLE CD/HD/SYNC SERVIC | | TOTAL BEFORE DISCOUNTS | 54,425.00 |
| ECOBOOST 3.5L V6 ENGINE | 1,095.00 | KING RANCH LUXURY PKG D | - 500.00 |
| P275/55R20 OWL ALL-TERRAIN | NO CHARGE | | |
| 7200# GVWR PACKAGE | | TOTAL SAVINGS | - 500.00 |
| 36 GALLON FUEL TANK | | | |
| KING RANCH CHROME PACKAGE | 1,250.00 | | |
| 20" CHROME CLAD ALUMINUM WHLS | | | |
| CHROME ANGULAR STEP BAR | | | |
| CHROME PWR FLD HTD SIGNAL MIRR | | | |
| KING RANCH LUXURY PACKAGE | 2,665.00 | | |
| .NAVIGATION | | | |
| .HID HEADLIGHTS | | | |
| .POWER MOONROOF | | | |
| .TAILGATE STEP | | | |
| FRONT LICENSE PLATE BRACKET | NO CHARGE | | |
| CALIFORNIA EMISSIONS SYSTEM | NO CHARGE | | |
| FULL COVERAGE RUBBER MATS | 95.00 | | |
| OFF ROAD PACKAGE | 770.00 | | |
| .3.55 ELECTRONIC LOCK RR AXLE | | | |
| .SKID PLATES | | | |
| SPRAY-IN BED LINER *ACCY | 475.00 | | |

| | | | |
|--|-------------------|----------------------------------|---|
| | RAMP ONE | | TOTAL MSRP \$53,925.00 |
| | CA6V | | |
| | RAMP TWO | FINAL ASSEMBLY PLANT | This label is affixed pursuant to the Federal Automobile Information Disclosure Act. Gasoline, License, and Title Fees, State and Local taxes are not included. Dealer installed options or accessories are not included unless listed above. |
| | | KANSAS CITY | |
| | METHOD OF TRANSP. | ITEM #: 44-0513 O/T 2 | |
| | CONVOY | DE231 N RB W 340 006818 05 23 13 | |


EPA
DOT

Fuel Economy and Environment



Gasoline Vehicle

Fuel Economy



17

combined city/hwy

MPG

15

city

21

highway

Standard Pickups range from 13 to 21 MPG. The best vehicle rates 112 MPGe.

You spend

\$4,150

more in fuel costs over 5 years compared to the average new vehicle.

Annual fuel cost

\$3,150

Fuel Economy & Greenhouse Gas Rating (tailpipe only)

Smog Rating (tailpipe only)

1

4

10

Best

1

5




10

Best


This vehicle emits 520 grams CO₂ per mile. The best emits 0 grams per mile (tailpipe only). Producing and distributing fuel also create emissions; learn more at fueleconomy.gov.

fueleconomy.gov

Calculate personalized estimates and compare vehicles



Smartphone QR Code™



GOVERNMENT 5-STAR SAFETY RATINGS

Overall Vehicle Score

★★★★

Based on the combined ratings of frontal, side and rollover. Should ONLY be compared to other vehicles of similar size and weight.

| | | |
|--|-------------------------|----------------|
| Frontal Crash | Driver Passenger | ★★★★ |
| Based on the risk of injury in a frontal impact. Should ONLY be compared to other vehicles of similar size and weight. | | |
| Side Crash | Front seat Rear seat | ★★★★★ ★★★★★ |
| Based on the risk of injury in a side impact. | | |
| Rollover | | ★★★ |
| Based on the risk of rollover in a single-vehicle crash. | | |

Star ratings range from 1 to 5 stars (★★★★★), with 5 being the highest. Source: National Highway Traffic Safety Administration (NHTSA).
www.safercar.gov or 1-888-327-4236

IIHS Ratings

Top Safety Pick Award Winner

| | |
|----------------|------|
| Frontal Offset | GOOD |
| Side Impact | GOOD |
| Rear Impact | GOOD |
| Roof Strength | GOOD |

The Institute rates vehicles Good, Acceptable, Marginal, or Poor based on performance.



1FTFW1ET8DKF18286



Extended Service Plan

Ford ESP is the only extended service plan honored at every Ford dealership in the U.S. and Canada. See your dealer for additional details or visit www.FordOwner.com for more information.



FordCredit

Choose the vehicle you want. Whether you decide to lease or finance, you'll find the choices that are right for you. See your Ford Dealer for details or visit www.FordCredit.com.