

Go Further

ford.com

VEHICLE DESCRIPTION

F-150

2022 F-150 4X4 SUPERCREW
145" WHEELBASE
3.5L V6 ECOBOOST
ELEC TEN-SPEED AUTO W/TOW M

EXTERIOR
AGATE BLACK METALLIC
INTERIOR
JAVA INT W/KINGSVILLE LEATH

NF A62092

STANDARD EQUIPMENT INCLUDED AT NO EXTRA CHARGE

EXTERIOR

- DAYTIME RUNNING LAMPS
- EXHAUST TIP - CHROME
- FOG LAMPS-LED
- LED SIDE-MIRROR SPOTLIGHTS
- POWER ADJ/HEATED/POWER FOLD EXTERIOR MIRRORS
- POWER SLIDING REAR WINDOW W/DEFROST & PRIVACY TINT
- POWER TAILGATE LOCK
- PROJECTOR HEADLAMPS LED
- REMOTE TAILGATE RELEASE
- TAIL LAMPS - LED
- ZONE LIGHTING

INTERIOR

- 10-WAY PWR DRV & MULTI-ADJ PWR FRT PASS
- 2ND ROW HEATED SEATS
- 60/40 FOLD-UP REAR BENCH
- A/C W/DUAL CLIMATE CONTROL
- AMBIENT LIGHTING-ONE COLOR
- GENUINE WOOD ACCENTS
- HTD/VENTILATED FRT SEATS
- INTELL ADAPT CRUISE CTRL
- KING RANCH FLOOR MATS
- LEATHER BUCKET FRONT SEATS
- LTHR WRAPPED HTD STR WHL
- PWR DRIVER/PASS LUMBAR
- PWR TILT/TEL STR COL W/MEM

FUNCTIONAL

- BLIS W/CROSS-TRAFFIC ALERT
- CNCTD BLT-IN NAV(3-YR INC)
- EVASIVE STEERING ASSIST
- FORDPASS CONNECT™ 4G HOTSPOT TELEMATICS MODEM
- INTELLIGENT ACCESS W/PUSH BUTTON START
- LANE-KEEPING SYSTEM
- POST-COLLISION BRAKING
- REVERSE BRAKE ASSIST
- REVERSE SENSING AND REAR VIEW CAMERA
- SYNC®4 12" SCR N W/APPLINK®
- WIRELESS CHARGING PAD

SAFETY/SECURITY

- ADVANCED SECURITY PACK
- ADVANCETRAC™ WITH RSC®
- AIRBAGS - FRONT SEAT MOUNTED SIDE IMPACT
- AIRBAGS - SAFETY CANOPY®
- LED CTR HIGH MNT STOP LAMP
- SOS POST-CRASH ALERT SYSTM™
- TIRE PRESSURE MONIT SYS

WARRANTY

- 3YR/36,000 BUMPER / BUMPER
- 5YR/60,000 POWERTRAIN
- 5YR/60,000 ROADSIDE ASSIST
- 8YR/100,000 HYBRID BATTERY

INCLUDED ON THIS VEHICLE

EQUIPMENT GROUP 601A

- KING RANCH SERIES
- BED UTILITY PACKAGE
- LED BOX LIGHTING
- BOXLINK
- TAILGATE STEP
- POWER TAILGATE
- POWER-DEPLOYABLE RUNNING BDS
- B&O UNLEASHED SOUND SYS 18SPK

OPTIONAL EQUIPMENT/OTHER

STONE GRAY ACCENT

3.5L V6 ECOBOOST

.275/60R20 BSW ALL-TERRAIN

3.55 ELECTRONIC LOCK RR AXLE

7050# GVWR PACKAGE

KING RANCH CHROME APPEARANCE

.20" CHROME-LIKE PVD WHEELS

.CHROME FRONT/REAR BUMPERS

ADAPTIVE STEERING

50 STATE EMISSIONS

FORD CO-PILOT360 ACTIVE 2.0

.BLUECRUISE

ACTIVE PARK ASSIST 2.0

TWIN PANEL MOONROOF

LINER-TRAY STYLE-W/CARPET MAT

AUTO START-STOP REMOVAL

TRAILER TOW PACKAGE

MIRROR POWER TELE/GLASS/FOLD

FX4 OFF-ROAD PACKAGE

.SKID PLATES

(MSRP)

4,695.00

EXTENDED RANGE 36GAL FUEL TANK

360-DEGREE CAMERA PACKAGE

600.00

470.00

1,995.00

1,000.00

NO CHARGE

1,995.00

1,495.00

NO CHARGE

- 50.00

1,090.00

250.00

1,005.00

(MSRP)

445.00

765.00

TOTAL VEHICLE & OPTIONS/OTHER

DESTINATION & DELIVERY

77,790.00

1,695.00

TOTAL BEFORE DISCOUNTS

79,485.00

KING RANCH HIGH DISCNT

- 500.00

KING RANCH CHROME DISCT

- 750.00

TOTAL SAVINGS

- 1,250.00

PRICE INFORMATION

BASE PRICE

\$62,035.00


TOTAL OPTIONS/OTHER

15,755.00

	RAMP ONE		TOTAL MSRP \$78,235.00
	CH12	CONVOY	
	RAMP TWO	ITEM #:	
		24-Z208 O/T 2	
	This label is affixed pursuant to the Federal Automobile Information Disclosure Act. Gasoline, License, and Title Fees, State and Local taxes are not included. Dealer installed options or accessories are not included unless listed above.		NC011 N RB 2X 235 002835 03 01 22


EPA DOT

Fuel Economy and Environment



Gasoline Vehicle

Fuel Economy



19

combined city/hwy

17

city

23

highway

Standard Pickup Trucks range from 12 to 70 MPG. The best vehicle rates 142 MPGe.

You spend

\$2,750

more in fuel costs over 5 years compared to the average new vehicle.

Annual fuel cost

\$1,850

5.3 gallons per 100 miles

Fuel Economy & Greenhouse Gas Rating (tailpipe only)

Smog Rating (tailpipe only)

1

4

10

Best

1

6

10




Best

This vehicle emits 467 grams CO₂ per mile. The best emits 0 grams per mile (tailpipe only). Producing and distributing fuel also create emissions; learn more at fueleconomy.gov.

Actual results will vary for many reasons, including driving conditions and how you drive and maintain your vehicle. The average new vehicle gets 27 MPG and costs \$6,500 to fuel over 5 years. Cost estimates are based on 15,000 miles per year at \$2.35 per gallon. MPGe is miles per gasoline gallon equivalent. Vehicle emissions are a significant cause of climate change and smog.

fueleconomy.gov

Calculate personalized estimates and compare vehicles



GOVERNMENT 5-STAR SAFETY RATINGS

Overall Vehicle Score

★★★★★

Based on the combined ratings of frontal, side and rollover. Should ONLY be compared to other vehicles of similar size and weight.

Frontal Crash

Driver Passenger

★★★★★

★★★★★

Based on the risk of injury in a frontal impact. Should ONLY be compared to other vehicles of similar size and weight.

Side Crash

Front seat Rear seat

★★★★★

★★★★★

Based on the risk of injury in a side impact.

Rollover

★★★★

Based on the risk of rollover in a single-vehicle crash.

Star ratings range from 1 to 5 stars (★★★★★), with 5 being the highest.

Source: National Highway Traffic Safety Administration (NHTSA).

www.safercar.gov or 1-888-327-4236

1FTFW1E87NFA62092





WARNING: Operating, servicing and maintaining a passenger vehicle, pickup truck, v vehicle can expose you to chemicals including engine exhaust, carbon monoxide, phtl lead, which are known to the State of California to cause cancer and birth defects or other reproductive harm. To minimize exposure, avoid breathing exhaust, do not idle the engine except as necessary, service your vehicle in a well-ventilated area and wear gloves or wash your hands frequently when servicing your vehicle. For more information go to www.P65Warnings.ca.gov/passenger-vehicle.

rates may apply. Text HELP for help



www.ford.com/help/privacy-terms/