

Go Further

ford.com

VEHICLE DESCRIPTION

F-150

2021 F-150 4X4 SUPERCREW
145" WHEELBASE
3.5L V6 ECOBOOST
ELEC TEN-SPEED AUTO W/TOW M

EXTERIOR
GUARD
INTERIOR
DARK SLATE CLOTH 40CONSLE40

MK D00680

STANDARD EQUIPMENT INCLUDED AT NO EXTRA CHARGE

EXTERIOR

- DAYTIME RUNNING LAMPS
- EASY FUEL® CAPLESS FILLER
- FOG LAMPS
- FULLY BOXED STEEL FRAME
- HEADLAMPS - AUTO HIGH BEAM
- HEADLAMPS - AUTOLAMP (ON/OFF)
- MANUAL FOLD POWER MIRRORS
- PICKUP BOX TIE DOWN HOOKS
- POWER TAILGATE LOCK
- REAR PRIVACY GLASS
- TRAILER SWAY CONTROL

INTERIOR

- 1TOUCH UP/DOWN DR/PASS WIN
- 60/40 FOLD-UP REAR BENCH SEAT
- DOOR LOCKS - POWER
- DUAL VISOR VANITY MIRRORS
- ILLUMINATED ENTRY
- MESSAGE CTR: OUTSIDE TEMP, COMPASS, TRIP COMPUTER
- POWERPOINTS - 12V
- TILT/TELESCOPE STR COLUMN

FUNCTIONAL

- AUTO HOLD
- AUTO START STOP TECH
- BLIS W/CROSS-TRAFFIC ALERT
- DYNAMIC HITCH ASSIST
- ELECT 4X4 SHIFT-ON-FLY
- FORDPASS CONNECT™ 4G HOTSPOT TELEMATICS MODEM
- GAS-CHARGED SHOCKS
- LANE-KEEPING SYSTEM
- POST-COLLISION BRAKING
- PRE-COLLISION ASSIST W/AEB
- REVERSE BRAKE ASSIST
- REVERSE SENSING AND REAR VIEW CAMERA
- SELECTSHIFT®

SAFETY/SECURITY

- ADVANCETRAC® WITH RSC®
- AIRBAGS - FRONT SEAT MOUNTED SIDE IMPACT
- AIRBAGS - SAFETY CANOPY®
- CTR HIGH MOUNT STOP LAMP
- PERIMETER ALARM
- SOS POST-CRASH ALERT SYST™
- TIRE PRESSURE MONIT SYS

INCLUDED ON THIS VEHICLE
EQUIPMENT GROUP 302A

- XLT SERIES
- ELECTRONIC AUTO TEMP CONTROL
- SIRIUS XM RADIO
- SYNC 4
- LED SIDE-MIRROR SPOTLIGHTS
- REMOTE START SYSTEM
- LED BOX LIGHTING

(MSRP)

5,730.00

EXTENDED RANGE 36GAL FUEL TANK
SPARE TIRE 265/70/18 A/T
CLOTH 40/CONSOLE/40

(MSRP)

NO CHARGE

NO CHARGE

295.00

(MSRP)

\$43,805.00

15,075.00

PRICE INFORMATION

BASE PRICE

TOTAL OPTIONS/OTHER

TOTAL VEHICLE & OPTIONS/OTHER
DESTINATION & DELIVERY

58,880.00
1,695.00

TOTAL BEFORE DISCOUNTS
XLT HIGH CHRM OR SPRT

60,575.00
- 2,000.00

TOTAL SAVINGS

- 2,000.00

OPTIONAL EQUIPMENT/OTHER

.XLT CHROME APPEARANCE PACKAGE
3.5L V6 ECOBOOST
275/60R20 OWL ALL-TERRAIN
3.55 ELECTRONIC LOCK RR AXLE
7050# GVWR PACKAGE
FRONT LICENSE PLATE BRACKET
CHROME STEP BARS
50 STATE EMISSIONS
TWIN PANEL MOONROOF
LINER-TRAY STYLE-NO CARPET MAT
ONBOARD 400W OUTLET
INTERIOR WORK SURFACE
CONNECTED BUILT-IN NAVIGATION
MAX TRAILER TOW PACKAGE
.INTEGRATED TRAILER BRAKE CONT
MIRROR MAN FOLD W/POWER GLASS
FX4 OFF-ROAD PACKAGE
.SKID PLATES
BOXLINK
POWER-ADJUSTABLE PEDALS
20" CHROME-LIKE PVD WHEELS

2,595.00
NO CHARGE
NO CHARGE
NO CHARGE
NO CHARGE
NO CHARGE
1,495.00
NO CHARGE
165.00
795.00
1,350.00
1,005.00
80.00
170.00
1,395.00

	RAMP ONE		TOTAL MSRP \$58,575.00
	CA04		
	RAMP TWO	CONVOY	
		ITEM #: 11-Z301 O/T 2	
	This label is affixed pursuant to the Federal Automobile Information Disclosure Act. Gasoline, License, and Title Fees, State and Local taxes are not included. Dealer installed options or accessories are not included unless listed above.		LL022 N RB 2X 125 001332 11 02 20

EPA DOT

Fuel Economy and Environment

Gasoline Vehicle

Fuel Economy

20

combined city/hwy

18

city

23

highway

5.0 gallons per 100 miles

Standard Pickup Trucks range from 14 to 27 MPG. The best vehicle rates 141 MPGe.

You spend

\$2,500

more in fuel costs over 5 years compared to the average new vehicle.

Annual fuel cost

\$2,000

Fuel Economy & Greenhouse Gas Rating (tailpipe only)

Smog Rating (tailpipe only)

1

4

10

Best

1

6

10




Best

This vehicle emits 445 grams CO₂ per mile. The best emits 0 grams per mile (tailpipe only). Producing and distributing fuel also create emissions; learn more at fueleconomy.gov.

Actual results will vary for many reasons, including driving conditions and how you drive and maintain your vehicle. The average new vehicle gets 27 MPG and costs \$7,500 to fuel over 5 years. Cost estimates are based on 15,000 miles per year at \$2.70 per gallon. MPGe is miles per gasoline gallon equivalent. Vehicle emissions are a significant cause of climate change and smog.

fueleconomy.gov

Calculate personalized estimates and compare vehicles



GOVERNMENT 5-STAR SAFETY RATINGS

Overall Vehicle Score

Not Rated

Based on the combined ratings of frontal, side and rollover. Should ONLY be compared to other vehicles of similar size and weight.

Frontal Crash

Driver Passenger

Not Rated
Not Rated

Based on the risk of injury in a frontal impact. Should ONLY be compared to other vehicles of similar size and weight.

Side Crash

Front seat
Rear seat

Not Rated
Not Rated

Based on the risk of injury in a side impact.

Rollover

Not Rated


Based on the risk of rollover in a single-vehicle crash.

Star ratings range from 1 to 5 stars (★★★★★), with 5 being the highest.

Source: National Highway Traffic Safety Administration (NHTSA).


www.safercar.gov or 1-888-327-4236

1FTFW1E82MKD00680



WARNING: Operating, servicing and maintaining a passenger vehicle, pickup truck, v vehicle can expose you to chemicals including engine exhaust, carbon monoxide, phtl lead, which are known to the State of California to cause cancer and birth defects or other reproductive harm. To minimize exposure, avoid breathing exhaust, do not idle the engine except as necessary, service your vehicle in a well-ventilated area and wear gloves or wash your hands frequently when servicing your vehicle. For more information go to www.P65Warnings.ca.gov/passenger-vehicle.

rates may apply. Text HELP for help



www.ford.com/help/privacy-terms/

2202011161554