

Go Further

ford.com

VEHICLE DESCRIPTION

F-150

2022 F-150 4X4 SUPERCREW
145" WHEELBASE
5.0L V8 ENGINE
ELEC TEN-SPEED AUTO W/TOW M

EXTERIOR
OXFORD WHITE
INTERIOR
DARK SLATE CLOTH 40/20/40

NK E54536

STANDARD EQUIPMENT INCLUDED AT NO EXTRA CHARGE

EXTERIOR

- DAYTIME RUNNING LAMPS
- EASY FUEL® CAPLESS FILLER
- FULLY BOXED STEEL FRAME
- HALOGEN HEADLAMPS
- HEADLAMPS - AUTO HIGH BEAM
- HEADLAMPS - AUTOLAMP (ON/OFF)
- LOCKING REMOVABLE TAILGATE
- PICKUP BOX TIE DOWN HOOKS
- TRAILER SWAY CONTROL
- WIPERS- INTERMITTENT

INTERIOR

- 4" PRODUCTIVITY SCREEN
- 60/40 FOLD-UP REAR BENCH SEAT
- DUAL SUNVISORS
- MESSAGE CTR: OUTSIDE TEMP, COMPASS, TRIP COMPUTER
- POWERPOINTS - 12V
- TILT/TELESCOPE STR COLUMN

FUNCTIONAL

- AUTO HOLD
- CURVE CONTROL
- DYNAMIC HITCH ASSIST
- ELECT 4X4 SHIFT-ON-FLY
- FAIL-SAFE COOLING SYSTEM
- FORDPASS CONNECT™ 4G HOTSPOT TELEMATICS MODEM
- GAS-CHARGED SHOCKS
- OUTBOARD MNTD REAR SHOCKS
- PRE-COLLISION ASSIST W/AEB
- PWR RACK AND PINION STEER
- REAR VIEW CAMERA
- SELECTSHIFT®

SAFETY/SECURITY

- ADVANCETRAC™ WITH RSC®
- AIRBAGS - FRONT SEAT MOUNTED SIDE IMPACT
- AIRBAGS - SAFETY CANOPY®
- CTR HIGH MOUNT STOP LAMP
- SECURILOCK® ANTI-THEFT SYS
- SOS POST-CRASH ALERT SYSTM™
- TIRE PRESSURE MONIT SYS

INCLUDED ON THIS VEHICLE

EQUIPMENT GROUP 101A

- XL SERIES
- XL POWER EQUIPMENT GROUP
- CRUISE CONTROL
- REVERSE SENSING SYSTEM

OPTIONAL EQUIPMENT/OTHER

4084-928N01/01/21 XE440

5.0L V8 ENGINE

.265/70R 17 BSW ALL-TERRAIN

3.31 ELECTRONIC LOCK RR AXLE

7050# GVWR PACKAGE

FRONT LICENSE PLATE BRACKET

TOW TECHNOLOGY PACKAGE

.INTEGRATED TRAILER BRAKE CONT

.360-DEGREE CAMERA PACKAGE

ENGINE BLOCK HEATER

SKID PLATES

50 STATE EMISSIONS

FORD CO-PILOT 360 2.0

AUTO START-STOP REMOVAL

CLASS IV TRAILER HITCH

MIRROR MAN FOLD W/POWER GLASS

REAR-WINDOW DEFROSTER

EXTENDED RANGE 36GAL FUEL TANK

XL CHROME APPEARANCE PACKAGE

.CHROME FRONT/REAR BUMPERS

.FOG LAMPS

.17" SILVER PAINTED ALUMINUM

8-WAY POWER DRIVERS SEAT

PRIVACY GLASS

(MSRP)

920.00

DAYTIME RUNNING LAMPS

FLEX FUEL VEHICLE

1,995.00

NO CHARGE

880.00

90.00

160.00

NO CHARGE

655.00

50.00

205.00

305.00

220.00

445.00

775.00

350.00

100.00

(MSRP)

45.00

PRICE INFORMATION

BASE PRICE

TOTAL OPTIONS/OTHER

TOTAL VEHICLE & OPTIONS/OTHER

DESTINATION & DELIVERY

TOTAL BEFORE DISCOUNTS

XL HIGH DISCOUNT

XL HIGH DISCT CHROME

TOTAL SAVINGS

\$40,860.00

7,515.00

48,375.00


1,695.00

50,070.00

750.00

500.00

1,250.00

	RAMP ONE		TOTAL MSRP \$48,820.00
	CC15		
	RAMP TWO	CONVOY	<div><div>Whether you decide to lease or finance your vehicle, you'll find the choices that are right for you. See your dealer for details or visit www.ford.com/finance.</div></div>
		ITEM #: 52-B930 O/T LM	
	This label is affixed pursuant to the Federal Automobile Information Disclosure Act. Gasoline, License, and Title Fees, State and Local taxes are not included. Dealer installed options or accessories are not included unless listed above.		<div>SPECIAL ORDER</div> <div>NH092 N RB 2X 215 000981 08 09 22</div>

EPA DOT

Fuel Economy and Environment

Fuel Economy

18

combined city/hwy

16

city

22

highway

5.6

gallons per 100 miles

Standard Pickup Trucks range from 12 to 70 MPG. The best vehicle rates 142 MPGe. Values are based on gasoline and do not reflect performance and ratings based on E85.

Driving Range

Gasoline: 668 miles

Ethanol (E85): 519 miles

You spend

\$3,250

more in fuel costs over 5 years

compared to the average new vehicle.

Annual fuel cost

\$1,950

Fuel Economy & Greenhouse Gas Rating (tailpipe only)

Smog Rating (tailpipe only)

3

1

10

Best

1

5


10

Best




This vehicle emits 494 grams CO2 per mile. The best emits 0 grams per mile (tailpipe only). Producing and distributing fuel also create emissions; learn more at fuelconomy.gov.

Actual results will vary for many reasons, including driving conditions and how you drive and maintain your vehicle. The average new vehicle gets 27 MPG and costs \$6,500 to fuel over 5 years. Cost estimates are based on 15,000 miles per year at \$2.35 per gallon. This is a dual fueled automobile. MPGe is miles per gasoline gallon equivalent. Vehicle emissions are a significant cause of climate change and smog.

Smartphone QR Code™



Calculate personalized estimates and compare vehicles



GOVERNMENT 5-STAR SAFETY RATINGS

Overall Vehicle Score

★★★★★

Based on the combined ratings of frontal, side and rollover. Should ONLY be compared to other vehicles of similar size and weight.

Frontal Crash

Driver Passenger

★★★★★

★★★★★

Based on the risk of injury in a frontal impact. Should ONLY be compared to other vehicles of similar size and weight.

Side Crash

Front seat Rear seat

★★★★★

★★★★★

Based on the risk of injury in a side impact.

Rollover

★★★★


Based on the risk of rollover in a single-vehicle crash.

Star ratings range from 1 to 5 stars (★★★★★), with 5 being the highest.

Source: National Highway Traffic Safety Administration (NHTSA).

www.safercar.gov or 1-888-327-4236

1FTFW1E59NKE54536




WARNING:

Operating, servicing and maintaining a passenger vehicle, pickup truck, v vehicle can expose you to chemicals including engine exhaust, carbon monoxide, phtl lead, which are known to the State of California to cause cancer and birth defects or other reproductive harm. To minimize exposure, avoid breathing exhaust, do not idle the engine except as necessary, service your vehicle in a well-ventilated area and wear gloves or wash your hands frequently when servicing your vehicle. For more information go to www.P65Warnings.ca.gov/passenger-vehicle.

rates may apply.

Text HELP for help



www.ford.com/help/privacy-terms/

2202208160536