

Go Further

ford.com

VEHICLE DESCRIPTION

F-150

2022 F-150 4X4 SUPERCREW
145" WHEELBASE
5.0L V8 ENGINE
ELEC TEN-SPEED AUTO W/TOW M

EXTERIOR
AGATE BLACK METALLIC
INTERIOR
BLACK SPORT 40/CONSOLE/40

NF C14328

STANDARD EQUIPMENT INCLUDED AT NO EXTRA CHARGE

EXTERIOR

- DAYTIME RUNNING LAMPS
- EASY FUEL® CAPLESS FILLER
- FOG LAMPS
- FULLY BOXED STEEL FRAME
- HEADLAMPS - AUTO HIGH BEAM
- HEADLAMPS - AUTOLAMP (ON/OFF)
- MANUAL FOLD POWER MIRRORS
- PICKUP BOX TIE DOWN HOOKS
- POWER TAILGATE LOCK
- REAR PRIVACY GLASS
- TRAILER SWAY CONTROL

INTERIOR

- 1TOUCH UP/DOWN DR/PASS WIN
- 60/40 FOLD-UP REAR BENCH SEAT
- DOOR LOCKS - POWER
- DUAL VISOR VANITY MIRRORS
- ILLUMINATED ENTRY
- MESSAGE CTR: OUTSIDE TEMP, COMPASS, TRIP COMPUTER
- POWERPOINTS - 12V
- TILT/TELESCOPE STR COLUMN

FUNCTIONAL

- AUTO HOLD
- BLIS W/CROSS-TRAFFIC ALERT
- DYNAMIC HITCH ASSIST
- ELECT 4X4 SHIFT-ON-FLY
- FORDPASS CONNECT™ 4G HOTSPOT TELEMATICS MODEM
- GAS-CHARGED SHOCKS
- LANE-KEEPING SYSTEM
- POST-COLLISION BRAKING
- PRE-COLLISION ASSIST W/AEB
- REVERSE BRAKE ASSIST
- REVERSE SENSING AND REAR VIEW CAMERA
- SELECTSHIFT®

SAFETY/SECURITY

- ADVANCETRAC™ WITH RSC®
- AIRBAGS - FRONT SEAT MOUNTED SIDE IMPACT
- AIRBAGS - SAFETY CANOPY®
- CTR HIGH MOUNT STOP LAMP
- PERIMETER ALARM
- SOS POST-CRASH ALERT SYST™
- TIRE PRESSURE MONIT SYS

INCLUDED ON THIS VEHICLE

EQUIPMENT GROUP 302A

- XLT SERIES
- ELECTRONIC AUTO TEMP CONTROL
- AM/FM STEREO
- SYNC 4 W/ENHANCED VOICE RECOG
- LED SIDE-MIRROR SPOTLIGHTS
- REMOTE START SYSTEM

(MSRP)

5,955.00

.275/65R 18 BSW ALL-TERRAIN
.18" 6-SPOKE GLOSS BLACK WHEEL
FLEX FUEL VEHICLE

(MSRP)

PRICE INFORMATION

BASE PRICE \$48,625.00

TOTAL OPTIONS/OTHER 13,630.00

TOTAL VEHICLE & OPTIONS/OTHER 62,255.00

DESTINATION & DELIVERY 1,795.00

TOTAL BEFORE DISCOUNTS 64,050.00

XLT HIGH CHRМ OR SPRT - 2,000.00

TOTAL SAVINGS - 2,000.00

(MSRP)

OPTIONAL EQUIPMENT/OTHER

5.0L V8 ENGINE 2,335.00

3.73 ELECTRONIC LOCK RR AXLE 570.00

7050# GVWR PACKAGE

FRONT LICENSE PLATE BRACKET

50 STATE EMISSIONS

POWER-SLIDING REAR WINDOW

ONBOARD 400W OUTLET

INTERIOR WORK SURFACE

CNCTD NAV/SIRIUSXM REMOVAL - 200.00

AUTO START-STOP REMOVAL - 50.00

TRAILER TOW PACKAGE 1,325.00

.INTEGRATED TRAILER BRAKE CONT MIRROR MAN FOLD W/POWER GLASS

B&O SOUND SYSTEM, 8 SPKR 610.00

POWER-ADJUSTABLE PEDALS 170.00

EXTENDED RANGE 36GAL FUEL TANK 445.00

BED UTILITY PACKAGE 695.00

.BOXLINK

.TAILGATE STEP

.LED BOX LIGHTING

360-DEGREE CAMERA PACKAGE 765.00

XLT SPORT APPEARANCE PACKAGE 465.00

RAMP ONE

CM59

RAMP TWO

CONVOY

ITEM #:

74-2739 O/T 59

Whether you decide to lease or finance your vehicle, you'll find the choices that are right for you. See your dealer for details or visit www.ford.com/finance.

FORD CREDIT

SPECIAL ORDER

R540 R 6B 2X 260 000524 10 31 22

This label is affixed pursuant to the Federal Automobile Information Disclosure Act. Gasoline, License, and Title Fees, State and Local taxes are not included. Dealer installed options or accessories are not included unless listed above.

EPA DOT

Fuel Economy and Environment

E85 Flexible-Fuel Vehicle Gasoline-Ethanol (E85)

Fuel Economy

18 MPG

combined city/hwy

16 city

22 highway

5.6 gallons per 100 miles

Standard Pickup Trucks range from 12 to 70 MPG. The best vehicle rates 142 MPGe. Values are based on gasoline and do not reflect performance and ratings based on E85.

You spend \$3,250 more in fuel costs over 5 years compared to the average new vehicle.

Driving Range

Gasoline: 668 miles

Ethanol (E85): 519 miles

Annual fuel cost \$1,950

Fuel Economy & Greenhouse Gas Rating (tailpipe only)

3

1 10 Best

This vehicle emits 494 grams CO2 per mile. The best emits 0 grams per mile (tailpipe only). Producing and distributing fuel also create emissions; learn more at fuelconomy.gov.

Smog Rating (tailpipe only)




5

1 10 Best

Actual results will vary for many reasons, including driving conditions and how you drive and maintain your vehicle. The average new vehicle gets 27 MPG and costs \$6,500 to fuel over 5 years. Cost estimates are based on 15,000 miles per year at \$2.35 per gallon. This is a dual fueled automobile. MPGe is miles per gasoline gallon equivalent. Vehicle emissions are a significant cause of climate change and smog.

fuelconomy.gov

Calculate personalized estimates and compare vehicles



GOVERNMENT 5-STAR SAFETY RATINGS

Overall Vehicle Score ★★★★★

Based on the combined ratings of frontal, side and rollover. Should ONLY be compared to other vehicles of similar size and weight.

Frontal Crash

Driver Passenger

★★★★★

Based on the risk of injury in a frontal impact. Should ONLY be compared to other vehicles of similar size and weight.

Side Crash

Front seat Rear seat

★★★★★

Based on the risk of injury in a side impact.


Rollover

★★★★

Based on the risk of rollover in a single-vehicle crash.


Star ratings range from 1 to 5 stars (★★★★★), with 5 being the highest. Source: National Highway Traffic Safety Administration (NHTSA). www.safercar.gov or 1-888-327-4236

1FTFW1E57NFC14328



WARNING: Operating, servicing and maintaining a passenger vehicle, pickup truck, v vehicle can expose you to chemicals including engine exhaust, carbon monoxide, phtl lead, which are known to the State of California to cause cancer and birth defects or other reproductive harm. To minimize exposure, avoid breathing exhaust, do not idle the engine except as necessary, service your vehicle in a well-ventilated area and wear gloves or wash your hands frequently when servicing your vehicle. For more information go to www.P65Warnings.ca.gov/passenger-vehicle.

rates may apply. Text HELP for help



www.ford.com/help/privacy-terms/